

## 36" Rangetop with Grill

### Model: KMR 1135 G / KMR 1135 LP



#### KMR 1135 G / KMR 1135 LP

##### Features:

- Backlit percision knobs
- M Pro dual stacked burner system with TrueSimmer
- M Pro Grill
- ComfortClean dishwasher-safe grates
- Clean Touch Steel™ front

#### SPECIFICATIONS

**KMR 1135 G** — Item 26113550USA

**KMR 1135 LP** — Item 26113551USA

Overall Unit Width 36" (914.4mm)

Overall Height from the base of the appliance to the top, not including grates 7½" (191mm)

Overall Unit Depth to the front of control panel 26½" (673mm)

#### Niché

Minimum Cabinet Width 36⅞" + ⅛" (916mm — 917.6mm)

Minimum Cabinet Depth to back of control panel 25⅞" (636.6mm)

#### Burners

Gas Burners: (1) 12,500 BTU; (3) 19,500 BTU

Grill: (1) 15,500 BTU

Total BTU Output: 86,500 BTU

Gas Line Connection 1/2" NPT

#### Electrical

Electrical Requirements 120V, 60Hz, 10 Amps

Power Cord Yes - NEMA 5-15 plug, 4ft. (1.2m) long

#### Shipping

Shipping Weight 145.5 lbs. (66kg)

#### Support

Call 800.843.7231

20/20 [2020technologies.com](http://2020technologies.com)

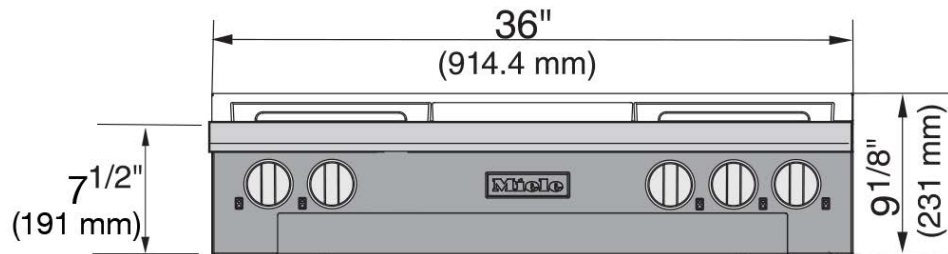
# 36" Rangetop with Grill

## Model: KMR 1135 G / KMR 1135 LP

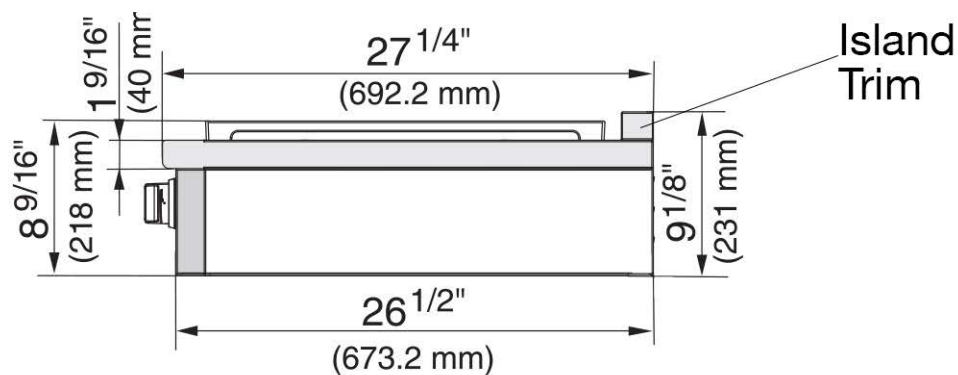


### PRODUCT VIEWS

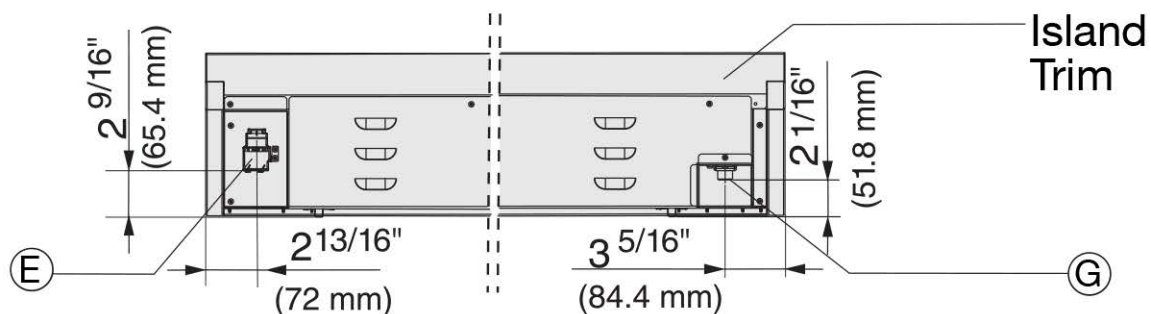
Front View



Side View



Rear View



Length of power cord is 4 ft.(1.2m)

E = Electrical connection

G = Gas connection

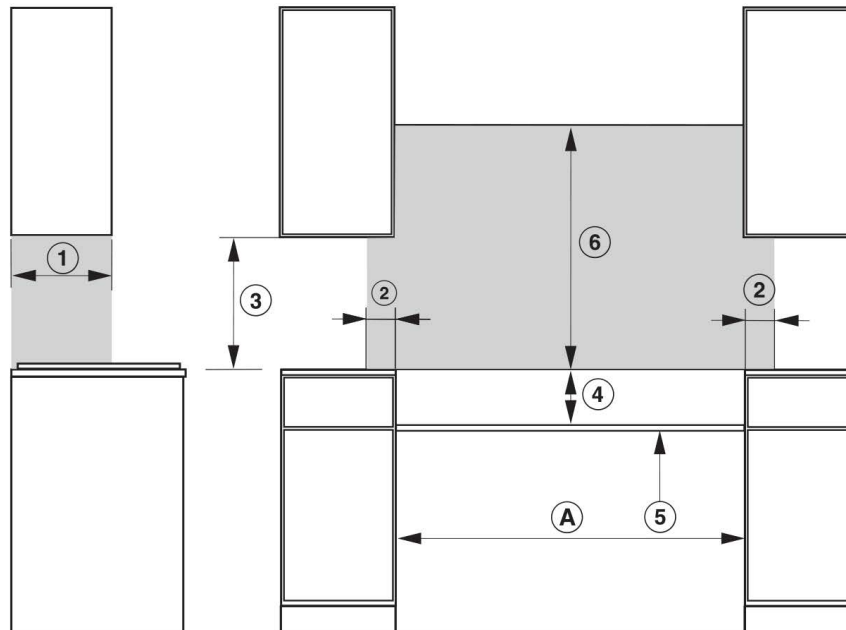
# 36" Rangetop with Grill

## Model: KMR 1135 G / KMR 1135 LP



### PRODUCT VIEWS

#### Cabinet View



Position	Dimension	Description
①	13" (330 mm)	Maximum depth of top cabinet
②	6" (152 mm)	Minimum distance (left and right) to flammable surfaces
③	18" (547 mm)	Minimum distance to bottom edge of top cabinet
④	7 <sup>1</sup> / <sub>2</sub> " (191mm)	Distance top edge of worktop to top edge of platform
⑤		Platform <sup>1)</sup>
⑥	30" (762 mm)	Minimum distance between the top of the cooking area and the bottom of an unprotected wooden or metal cabinet
Ⓐ*	36 <sup>1</sup> / <sub>16</sub> " + <sup>1</sup> / <sub>16</sub> " (916 + 1.58mm)	Opening width

The gray areas represent the minimum distance from flammable surfaces.

1) The Platform must be <sup>3</sup>/<sub>4</sub>" (19.05 mm) thick.

It must include a cut-out of 5<sup>1</sup>/<sub>8</sub>" x 3<sup>1</sup>/<sub>8</sub>" (130 mm x 80 mm) (gas connection) at the rear right and a cut-out of 4<sup>3</sup>/<sub>4</sub>" x 1<sup>9</sup>/<sub>16</sub>" (120 mm x 40 mm) (electrical connection) at the rear left.

For gas and electrical connections, see Rear Product View