

30" Induction Slide-in Range

Benchmark® Series – Stainless Steel HIIP056U



BOSCH
Invented for life



HIIP056U
Stainless Steel

The full-depth induction slide-in range combines FlexInduction® technology with an oven featuring a QuietClose® door.

Features & Benefits

FlexInduction® combines two cooking zones into one continuous surface.

Induction cooktops offer faster cooking results than gas or electric.

Dampened hinges softly and quietly guide the QuietClose® door shut.

SpeedBoost® boils water 2x as fast as conventional electric ranges.

The warming drawer keeps your meals warm and ready to serve.

General Properties

Cooking modes	Bake, Variable Broil (hi & low), Roast, Warm, Proof Dough, Convection Bake, Convection Broil, Convection Roast, Multi-Rack Genuine European Convection, Convection Conversion, Pizza, Temperature Probe, Fast Preheat, Sabbath
---------------	--

Cleaning type	Self Clean
Interior lights	2
Kitchen timer	Yes
Drawer type	Warming Drawer

Oven Performance

Bake / broil element watts (W)	2,400 / 3,800 W
Convection element watts (W)	2,000 W

Element Performance

Total cooktop elements	4
Power of front left element watts (W)	2,200 W (3,600 w/ boost)
Power of back left element watts (W)	2,200 W (3,600 w/ boost)
Power of back right element watts (W)	2,600 W (3,700 w/ boost)
Power of front right element watts (W)	1,400 W (2,200 w/ boost)

Element Size

Dimension of FlexInduction® zone	16" x 9"
Dimension of front left heating element	8" x 9"
Dimension of back left heating element	8" x 9"
Dimension of back right heating element	11"
Dimension of front right heating element	6"

Technical Details

Watts (W)	11,700 / 14,000 W
Circuit breaker (A)	40 A
Volts (V)	208 V / 240 V
Frequency (Hz)	60 Hz
Plug type	N/A
Energy source	Electric

Dimensions & Weight

Overall appliance dimensions (HxWxD)(in.)	36 1/2"-38" x 31 1/2" x 28 7/8"
Required cutout size (HxWxD)(in.)	35 1/2"-37" x 30" x 25"
Adjustable range height (in.)	1 1/2"
Oven cavity size (cu. ft.)	4.6
Overall oven interior dimensions (HxWxD)(in.)	17 13/16" x 24 1/8" x 18"
Usable oven interior dimensions (HxWxD)(in.)	12 5/16" x 23 1/4" x 15 1/4"
Net weight (lbs)	239 lbs

Accessories—Included

Use and care manual, installation guide, temperature probe, 2 standard racks, 1 telescopic rack

Accessories—Optional



HEZTR301
30" Telescopic rack



HEZBS301
4" Low backguard (stainless steel)



HEZ390210
8" AutoChef® pan for 6" element



HEZ390220
9" AutoChef® pan for 7" element



HEZ390230
10" AutoChef® pan for 8" and 9" elements



Accessories: To purchase Bosch accessories, cleaners & parts please visit www.bosch-home.com/us/store or call 1-800-944-2904 (Mon to Fri 5 am to 6 pm PST, Sat 6 am to 3 pm PST).

Notes: All height, width and depth dimensions are shown in inches. BSH reserves the absolute and unrestricted right to change product materials and specifications, at any time, without notice. Consult the product's installation instructions for final dimensional data and other details prior to making cutout.

Warranties: Please see Use & Care manual or Bosch website for statement of limited warranty.

For more information on our entire line of products, go to www.bosch-home.com/us or call 1-800-944-2904

© BSH Home Appliances Corporation. All rights reserved. Bosch is a registered trademark of Robert Bosch GmbH.

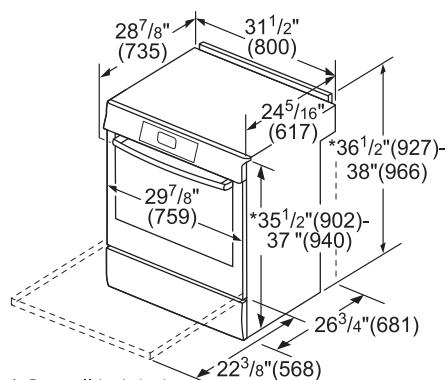
30" Induction Slide-in Range

Benchmark® Series – Stainless Steel HIIP056U

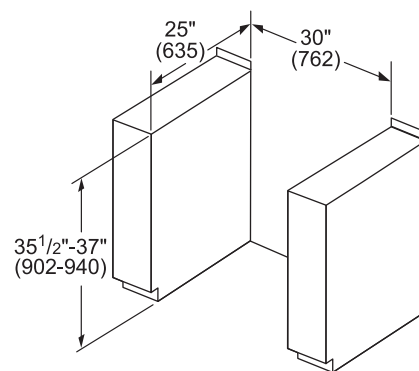


BOSCH
Invented for life

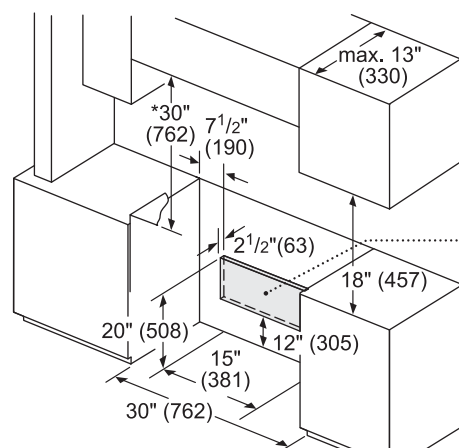
Installation Details



* Overall height is adjustable via leveling legs.
measurements in inches (mm)



measurements in mm



* Minimum clearance of 30" required to overhead combustible surface. If installing overhead vent or over-the-range microwave, refer to clearances provided with these products.

208/240v Electrical Outlet Location

measurements in inches (mm)

Accessories: To purchase Bosch accessories, cleaners & parts please visit www.bosch-home.com/us/store or call 1-800-944-2904 (Mon to Fri 5 am to 6 pm PST, Sat 6 am to 3 pm PST).

Notes: All height, width and depth dimensions are shown in inches. BSH reserves the absolute and unrestricted right to change product materials and specifications, at any time, without notice. Consult the product's installation instructions for final dimensional data and other details prior to making cutout.

Warranties: Please see Use & Care manual or Bosch website for statement of limited warranty.

For more information on our entire line of products, go to www.bosch-home.com/us or call 1-800-944-2904

© BSH Home Appliances Corporation. All rights reserved. Bosch is a registered trademark of Robert Bosch GmbH.