

NE63T8311SS

SAMSUNG

Samsung Front Control Slide-in Electric Range with Convection

6.3 cu. ft. Capacity



Signature Features

Convection

- Powerful convection saves you time by cooking food fast and more evenly. Perfect for baking and roasting.

Ready2Fit™ Guarantee

- If your Samsung Front Control Slide-In Range doesn't fit your 30" Freestanding Range cutout, enjoy \$100* on us to cover any countertop modification costs.

*Visit samsungpromotions.com/SlideInReady2Fit for details.

Fingerprint Resistant Finish

- Fingerprint resistant, for an everyday beautiful finish.


Available Colors



Fingerprint Resistant
Stainless Steel (shown)



Fingerprint Resistant
Black Stainless Steel



Convection



Ready2Fit™ Guarantee

Features

- Convection
- Ready2Fit™ Guarantee
- Fingerprint Resistant Finish
- Large Oven Capacity – 6.3 cu. ft.
- Glass Touch Controls
- Storage Drawer

- Flexible Cooktop:
Five Element Cooktop
 - Two Dual Elements (6"/9" and 9"/12")
 - Two Single Elements (6")
 - Warming Center

Convenience

- Wi-Fi Connectivity
- Voice-Enabled
- Convection Auto Conversion
- Self & Steam Clean
- Hidden Bake Element
- Child Safety Lock
- Delay Start
- Auto Oven Light
- Kitchen Timer
- Sabbath Mode



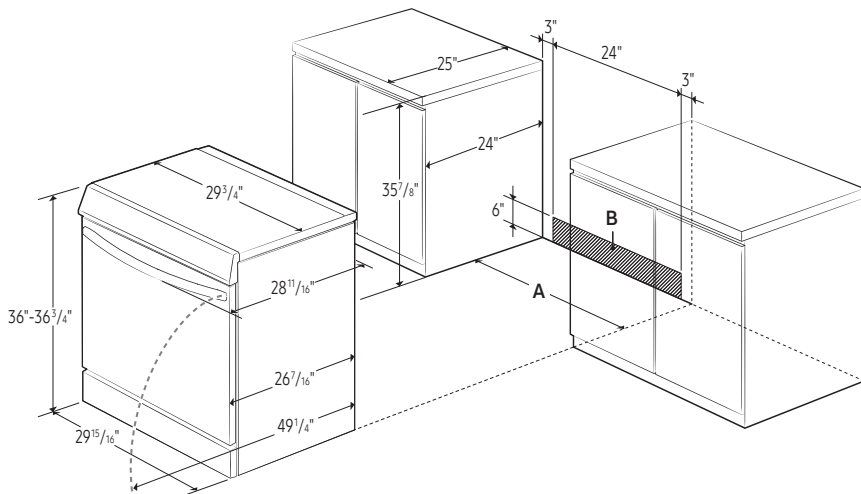
NE63T8311SS

SAMSUNG

Samsung Front Control Slide-in Electric Range with Convection

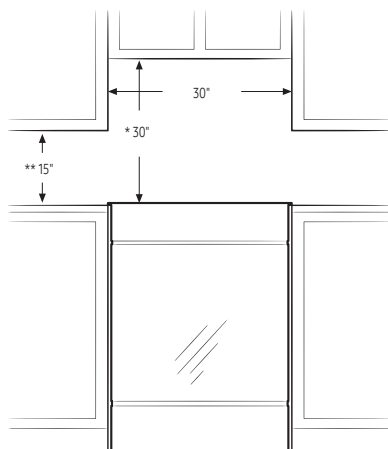
6.3 cu. ft. Capacity

Installation Specifications



A: Cabinet opening min 30"
B: Acceptable electrical outlet area

IMPORTANT: If your cabinets are over 36³/₄" high, you must install this range on a hard, heat resistant support that raises the surface of the range so that it is about even with the countertop.



* 30" minimum clearance between the top of the cooking surface and the bottom of an unprotected wood or metal cabinet; or 24" minimum when the bottom of the wood or metal cabinet is protected by not less than 1/4" of flame retardant millboard covered with not less than no.28 MSG sheet steel, 0.015" stainless steel, 0.024" aluminum, or 0.020" copper.

**15" minimum between the countertop and the adjacent cabinet bottom.

IMPORTANT: Consult with Installation Manual for detailed instructions before installing. All ranges must be installed with the Anti-Tip device that is included.

Power Source

240V/208V/60 Hz/40A

Electric Ceramic Cooktop

- Right Front: 9"/12" Dual Element, 3000 W
- Left Front: 6"/9" Dual Element, 3000 W
- Right Rear: 6", 1200 W
- Left Rear: 6", 1200 W
- Center: 7" Warming Center

Oven

- Capacity: 6.3 cu. ft.
- Convection Bake
- Convection Roast
- Bake
- Variable Broil: Low/High
- Bread Proof
- Dehydrate

Warranty

One (1) Year Parts and Labor

Product Dimensions & Weight (WxHxD)

Oven Interior Dimensions:

24¹³/₁₆" x 22⁷/₁₆" x 19³/₄"

Outside Net Dimensions:

29¹⁵/₁₆" x 36-36³/₄" (Adjustable) x 28¹¹/₁₆"

Weight: 170 lbs

Shipping Dimensions & Weight (WxHxD)

Dimensions:

33¹/₁₆" x 41³/₄" x 30⁵/₁₆"

Weight: 193 lbs

Color

Fingerprint Resistant

Stainless Steel

Fingerprint Resistant

Black Stainless Steel

Model

NE63T8311SS

NE63T8311SG

UPC Code

887276409023

887276409016

