

RF28R6301SR

SAMSUNG

28 cu. ft. 3-Door French Door Refrigerator with Food Showcase



Signature Features

Food Showcase Door

- Provides quick access to everyday items while minimizing the loss of cool air.

AutoFill Water Pitcher

- A built-in pitcher that automatically refills with filtered water and the option to infuse with a flavor of your choice.

Metal Cooling

- The stainless steel paneling helps maintain consistent temperature throughout the refrigerator.




Twin Cooling Plus®

- Independent fridge and freezer controls keep food fresher longer.

CoolSelect Pantry™

- Full-width drawer with three temperature control settings to chill or defrost food to ideal temperatures.

Available Colors

-  Fingerprint Resistant Stainless Steel (shown)
-  Fingerprint Resistant Black Stainless Steel
-  Fingerprint Resistant Tuscan Stainless Steel



Food Showcase Door



Metal Cooling

Convenience

- Food Showcase Door
- AutoFill Water Pitcher
- CoolSelect Pantry™ with Temperature Control and Pantry Divider
- Wi-Fi and Bixby Enabled
- Adjustable Shelves for Tall Oversized Items
- Auto Pull-Out Upper Freezer Drawer
- Water Filter Indicator

Design

- Fingerprint Resistant Finish
- Premium External Filtered Water and Ice Dispenser with Light
- High Efficiency LED Lighting
- Accessibility (ADA Compliant)
- EZ-Open Handle™ on Freezer Door
- Tempered Glass Spill-Proof Shelves
- Gallon Door Bins

Performance

- Metal Cooling
- Twin Cooling Plus®
- Ice Max - Stores up to 4.2 lbs of Ice
- ENERGY STAR® Compliant
- Two Humidity-Controlled Crispers
- Power Freeze and Power Cool Options
- CoolTight Door
- Door Alarm

Rating



ENERGY STAR® rated:
760 kWh/yr

RF28R6301SR

SAMSUNG

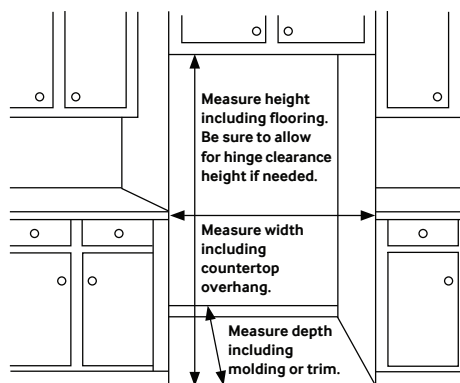
28 cu. ft. 3-Door French Door Refrigerator with Food Showcase

Installation Specifications

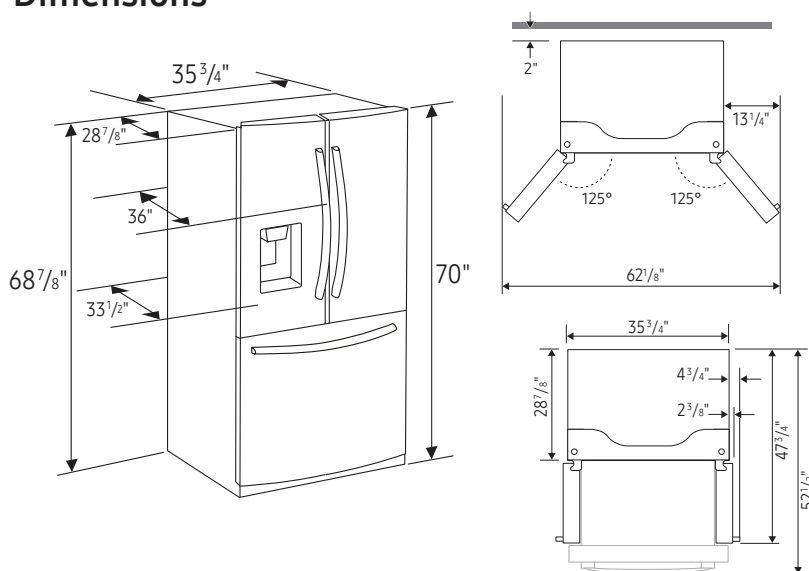
1. Measure the height, width and depth of the opening, making sure to include baseboards, molding tile, countertop overhang, etc. Check to be sure there is enough room to open the door (consider walls, islands or other obstacles when measuring).
2. Refer to illustration below to determine dimensions.
3. Allow 2.5" of clearance on hinge side of refrigerator when installing next to a wall where handle may make contact.
4. Allow 1" minimum clearance at rear for proper air circulation and water/electrical connections. Allow a 3/8" minimum clearance at sides and top for ease of installation.
5. Ensure each door and entryway in the home is wide enough for the refrigerator to be moved through easily.

For optimal usage and to be able to open refrigerator doors completely, do not install next to a wall.

Please note: The following dimension and cutout information is for planning purposes only. For complete installation details, consult manual packed with product, or download manual online at samsung.com.



Dimensions



Total Capacity: 27.8 cu. ft.

Refrigerator: 18.9 cu. ft.

- Food Showcase Door with Metal Cooling
- Premium External Filtered Water and Ice Dispenser
 - Crushed or Cubed Ice
- Ice Max
- CoolSelect Pantry™ with Temperature Control – Deli (41°C), Fresh (38°F) and Chilled (32°F) Options
- Pantry Divider
- 2 Humidity-Controlled Crispers
- 5 Tempered Glass Spill-Proof Shelves:
 - 1 Slide-In
 - 1 Slide-Out
 - 1 Foldable Half
 - 2 Fixed
- 7 Clear Door Bins
 - Right Door: 2 Gallon Bins, 1 Regular Bin, 1 Dairy Bin
 - Left Door: 3 Regular Bins
- Adjustable Shelves for Tall Oversized Items
- High Efficiency Top LED Lighting

Freezer: 8.9 cu. ft.

- EZ-Open Handle™
- 2 Drawer Dividers
- High Efficiency LED Lighting

Accessories

Water Filter: HAF-QIN

Warranty

One (1) Year Parts and Labor on Refrigerator

Five (5) Years Parts and Labor on Sealed Refrigeration System Only*

Ten (10) Years Parts and Five (5) Years Labor on Digital Inverter Compressor

*Compressor, evaporator, condenser, drier and connecting tubing.

Product Dimensions & Weight

Dimensions (WxHxD with hinges, handles and doors): 35 3/4" x 70" x 36"

Dimensions (WxHxD without hinges and door): 35 3/4" x 68 7/8" x 28 7/8"

Dimensions (WxHxD with hinge and door, no handle): 35 3/4" x 70" x 33 1/2"

Weight: 325 lbs

Shipping Dimensions & Weight (WxHxD)

Dimensions: 38 5/8" x 76 5/8" x 36 1/8"

Weight: 334 lbs

Color	Model #	UPC Code
Fingerprint Resistant Stainless Steel	RF28R6301SR	887276341415
Fingerprint Resistant Black Stainless Steel	RF28R6301SG	887276341408
Fingerprint Resistant Tuscan Stainless Steel	RF28R6301DT	887276341392