

**MODEL DFI664XXLSOF****FEATURES**

Accepts custom panel and handle to integrate with surrounding cabinetry

Hidden controls

Turbo Drying™ system

16 place-setting capacity

Quiet operation – 42 dB(A)

9Spray™ wash system; separate spray nozzles clean pots & pans and continuously spray the cutlery basket

11 wash programs

Delayed start – up to 24 hours

Heavy-duty stainless steel construction with nylon-coated steel racks

Status light

Accommodates 4" or 6" toe kick height

Water softener

**ACCESSORIES**

Stainless steel front panel with tubular or pro handle

Stainless steel tubular and pro handles

Accessories available through an authorized Asko dealer. For local dealer information, visit the find a showroom section of our website, askona.com.

**INTERIOR FEATURES**

- Top tray with Instant Lift™
- Premium upper rack
- Premium lower rack

**PROGRAMS**

- Sanitation Wash
- Normal Wash
- Eco Wash
- Rinse and Hold
- Time Program
- Plastic Wash
- Hygiene Wash
- Crystal Glass
- Self-Cleaning
- Lower Half Wash
- Upper Half Wash

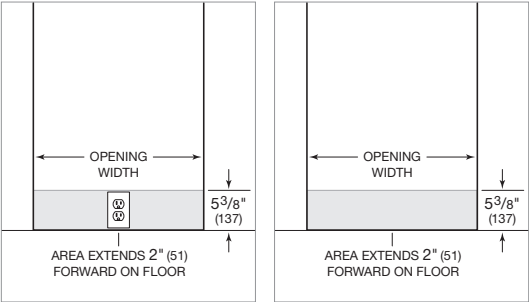
PRODUCT SPECIFICATIONS

Model	DFI664XXLSOF
Width	23 <sup>5</sup> / <sub>8</sub> "
Height	34" – 35 <sup>3</sup> / <sub>4</sub> "
Depth	22"
Door Clearance	24 <sup>5</sup> / <sub>8</sub> "
Weight	119 lb
Max Loading Height Upper Rack	9"
Max Loading Height Lower Rack	15 <sup>3</sup> / <sub>8</sub> "
Electrical Supply	115 VAC, 60 Hz
Electrical Service	15 amp circuit
Plumbing Supply	1/4" OD copper, braided stainless steel or PEX tubing
Pressure	4.2–140 psi

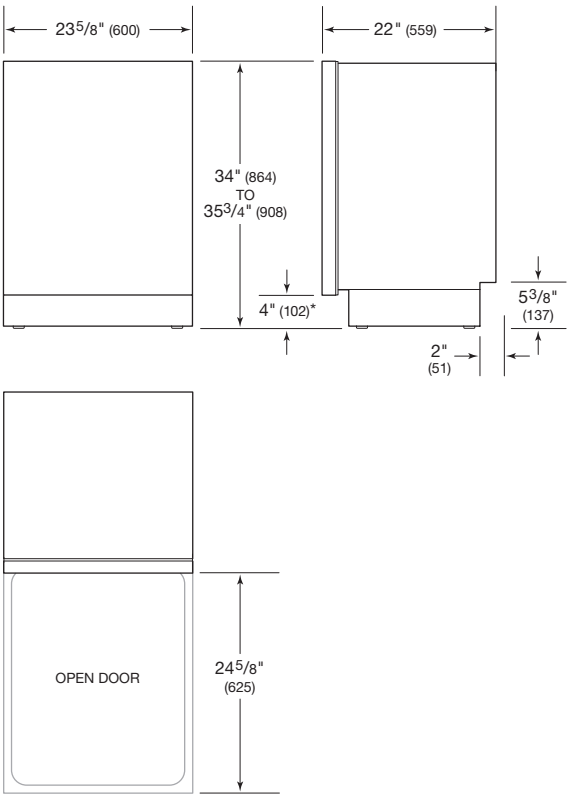
Product dimensions do not include panel and handle.  
Dimensions will vary with panel thickness.

Electrical supply, plumbing supply and drain should be located in an adjacent cabinet. If not, they must be located within the shaded area shown in the illustrations below.

ELECTRICAL | PLUMBING

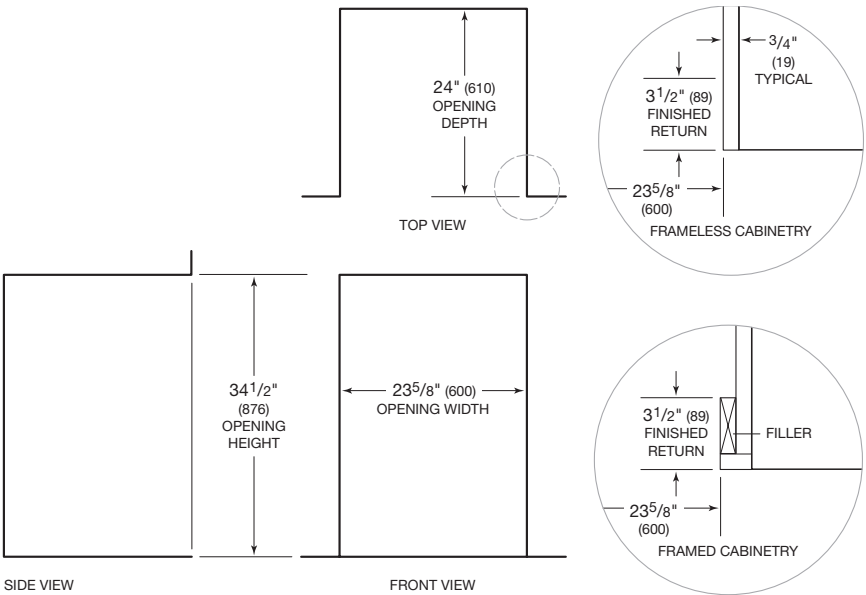


DIMENSIONS



\*Dimension will vary with product height.

INSTALLATION



NOTE: 31/2" (89) finished returns will be visible and should be finished to match cabinetry.