



- 8" diameter exhaust. Can accommodate up to a 10" duct.
- Squirrel cage style blower. 4 blower speeds.
- Auto off setting after 4 hours.
- Blue illuminated electronic control panel.
- 10 minute Timer (motor runs for 10 minutes and then automatically shuts off).
- 20 watt halogen lights (can be used w/ 10, 20, or 30w bulbs)
- Easy-to-clean Baffle Filter System, dishwasher safe.
- Must order both DHICH and DHI model numbers

## DHICH / DHI MODEL





## 48" STAINLESS STEEL ISLAND CHIMNEY HOODS

DHI48+DHICH | HERITAGE COLLECTION



### FEATURES & BENEFITS

- 8" diameter exhaust. Can accommodate up to a 10" duct.
- Squirrel cage style blower. 4 blower speeds.
- Auto off setting after 4 hours.
- Blue illuminated electronic control panel.
- 10 minute Timer (motor runs for 10 minutes and then automatically shuts off).
- 20 watt halogen lights (can be used w/ 10, 20, or 30w bulbs)
- Easy-to-clean Baffle Filter System, dishwasher safe.
- Must order both DHICH and DHI model numbers

\*\*Warranty: Limited, parts and labor for one year

DHI48+DHICH | 48" STAINLESS STEEL ISLAND CHIMNEY HOODS

### GENERAL PROPERTIES

FINISH	STAINLESS STEEL
--------	-----------------

### OPTIONAL ACCESSORIES

RECIRCULATION KIT FOR DHI482	AVDI1
------------------------------	-------

### NUMBER OF MOTORS

(2) DOUBLE BLOWER	1200 CFM
-------------------	----------

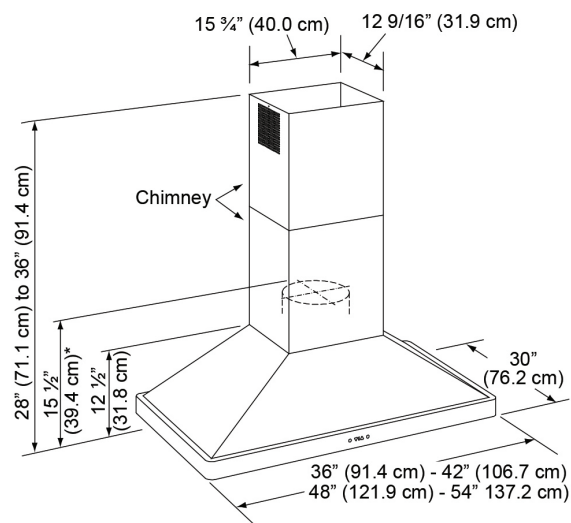
### TECHNICAL INFORMATION

CIRCUIT REQUIREMENTS	120VAC, 15AMP, GROUNDED DEDICATED, 3-WIRE CIRCUIT
TOTAL CONNECTED LOAD	120VAC/60HZ
MAX CURRENT DRAW	6.8 AMPS
SHIPPING WEIGHT	169 LBS

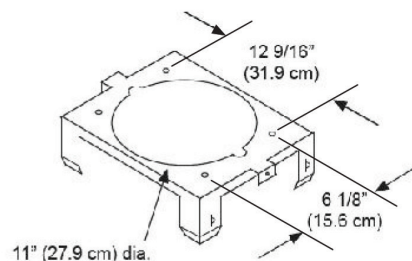
### PRODUCT DIMENSIONS

ISLAND DIMENSIONS (H X W X D) (IN.)	28"-36" X 54" X 30"
-------------------------------------	---------------------

### DHICH / DHI MODEL



### DHICH CEILING MOUNTING BRACKET





## 42-INCH STAINLESS STEEL ISLAND CHIMNEY HOODS

DHI42+DHICH | HERITAGE COLLECTION



### FEATURES & BENEFITS

- 8" diameter exhaust. Can accommodate up to a 10" duct.
- Squirrel cage style blower. 4 blower speeds.
- Auto off setting after 4 hours.
- Blue illuminated electronic control panel.
- 10 minute Timer (motor runs for 10 minutes and then automatically shuts off).
- 20 watt halogen lights (can be used w/ 10, 20, or 30w bulbs)
- Easy-to-clean Baffle Filter System, dishwasher safe.
- Must order both DHICH and DHI model numbers

### GENERAL PROPERTIES

FINISH	STAINLESS STEEL
--------	-----------------

### OPTIONAL ACCESSORIES

RECIRCULATION KIT FOR DHI482	AVD11
------------------------------	-------

### NUMBER OF MOTORS

(1) SINGLE BLOWER	600 CFM
-------------------	---------

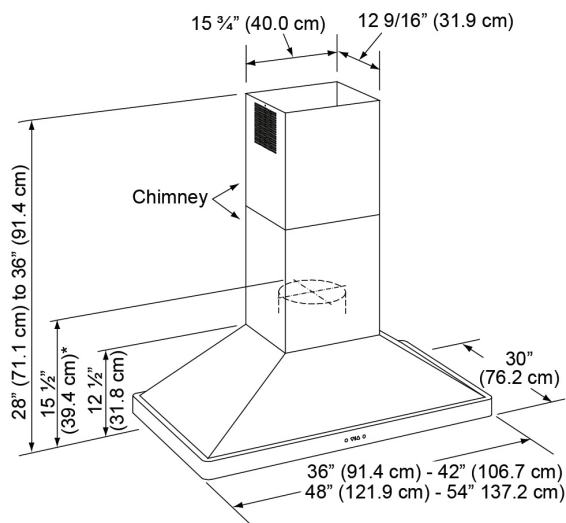
### TECHNICAL INFORMATION

CIRCUIT REQUIREMENTS	120VAC, 15AMP, GROUNDED DEDICATED, 3-WIRE CIRCUIT
TOTAL CONNECTED LOAD	120VAC/60HZ
MAX CURRENT DRAW	3.8 AMPS
SHIPPING WEIGHT	169 LBS

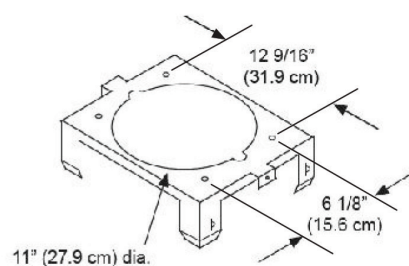
### PRODUCT DIMENSIONS

ISLAND DIMENSIONS (H X W X D) (IN.)	28"-36" X 48" X 30"
-------------------------------------	---------------------

### DHICH / DHI MODEL



### DHICH CEILING MOUNTING BRACKET



\*\*Warranty: Limited, parts and labor for one year





## 36" STAINLESS STEEL ISLAND CHIMNEY HOODS

DHI36+DHICH | HERITAGE COLLECTION



### FEATURES & BENEFITS

- 8" diameter exhaust. Can accommodate up to a 10" duct.
- Squirrel cage style blower. 4 blower speeds.
- Auto off setting after 4 hours.
- Blue illuminated electronic control panel.
- 10 minute Timer (motor runs for 10 minutes and then automatically shuts off).
- 20 watt halogen lights (can be used w/ 10, 20, or 30w bulbs)
- Easy-to-clean Baffle Filter System, dishwasher safe.
- Must order both DHICH and DHI model numbers

\*\*Warranty: Limited, parts and labor for one year

DHI36+DHICH | 36" STAINLESS STEEL ISLAND CHIMNEY HOODS

### GENERAL PROPERTIES

FINISH	STAINLESS STEEL
--------	-----------------

### OPTIONAL ACCESSORIES

RECIRCULATION KIT FOR DHI361	AVDI1
------------------------------	-------

### NUMBER OF MOTORS

(1) SINGLE BLOWER	600 CFM
-------------------	---------

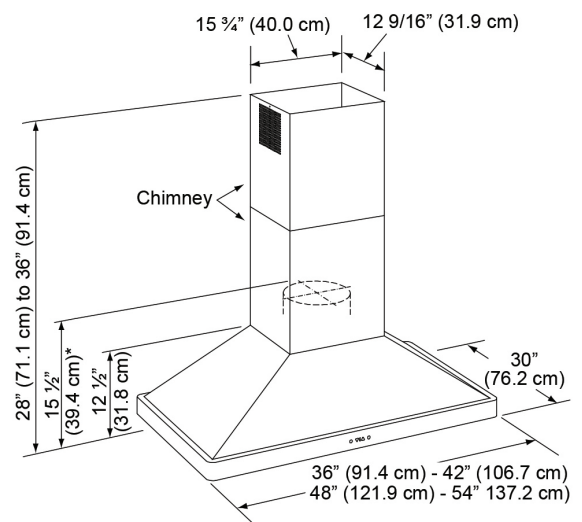
### TECHNICAL INFORMATION

CIRCUIT REQUIREMENTS	120VAC, 15AMP, GROUNDED DEDICATED, 3-WIRE CIRCUIT
TOTAL CONNECTED LOAD	120VAC/60HZ
MAX CURRENT DRAW	3.8 AMPS
SHIPPING WEIGHT	142 LBS

### PRODUCT DIMENSIONS

ISLAND DIMENSIONS (H X W X D) (IN.)	28"-36" X 36" X 30"
-------------------------------------	---------------------

### DHICH / DHI MODEL



### DHICH CEILING MOUNTING BRACKET

