

DV45K6500EV

Samsung Front-Load Electric Dryer

7.5 cu. ft. Capacity

Features

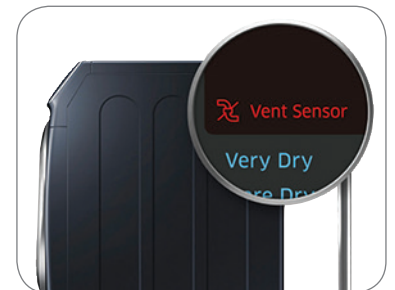
- ENERGY STAR® 2016 Certified
- Multi-Steam Technology:
 - Steam Refresh
 - Steam Wrinkle Away
 - Steam Sanitize
- Vent Sensor™
- Stainless Steel Drum
- Eco Dry Technology
- Smart Home Ready
- Smart Care
- Sensor Dry
- 14 Preset Drying Cycles
- 11 Options
- 5 Temperature Settings
- 4-Way Venting
- Dual Heaters
- Dryer Drum Light
- Reversible See-Through Door

Convenience

- Child Lock
- My Cycle Option
- Filter Check Indicator



Multi-Steam Technology



Vent Sensor

Available Colors:



Black Stainless Steel



White

Signature Features

ENERGY STAR® 2016 CERTIFIED

- Meets strict energy-consumption requirements.

MULTI-STEAM TECHNOLOGY

- Helps remove wrinkles and odors, and freshens clothes so you can spend less time ironing and less money at the dry cleaners.

VENT SENSOR™

- Detects duct blockages and reminds you to clean your vent.
- Conveniently allows you to forward these alerts to your smartphone.

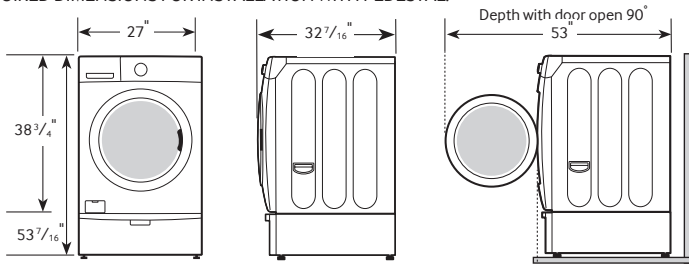
SAMSUNG

DV45K6500EV

Samsung Front-Load Electric Dryer

Dimensions

REQUIRED DIMENSIONS FOR INSTALLATION WITH PEDESTAL:

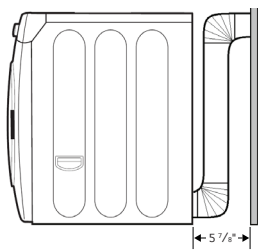
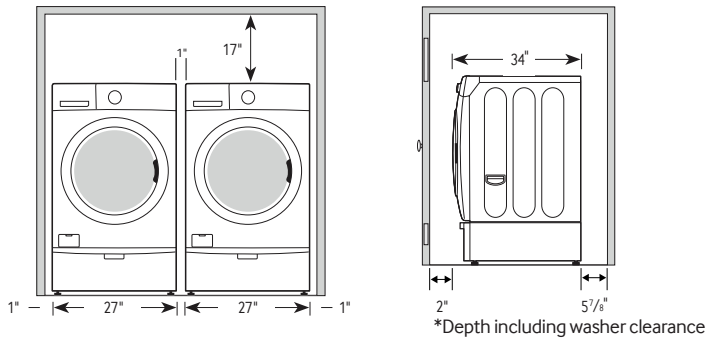


Installation Specifications

If the washer and dryer are installed together or the dryer alone, the closet front must have two unobstructed air openings for a combined minimum total area of 72 in.² (see stacked build below). Your washer alone does not require a specific air opening.

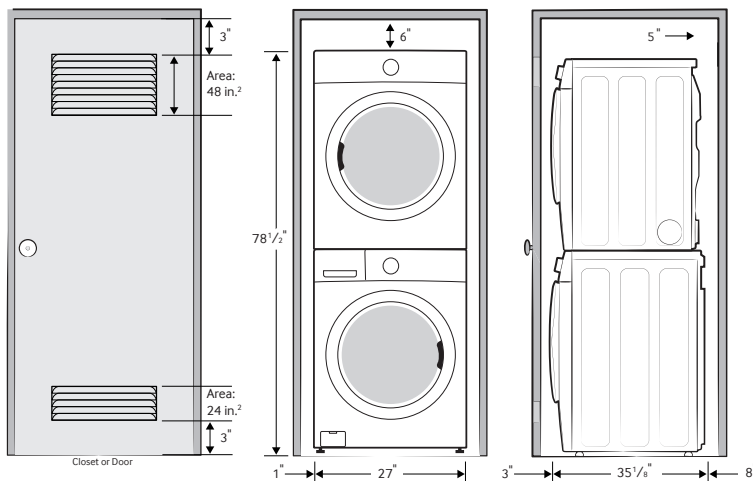
1. Alcove or closet installation

MINIMUM CLEARANCES FOR CLOSET AND ALCOVE INSTALLATIONS:



If the exhaust duct is installed at the rear of the dryer, the rear must have at least 5 7/8 inch clearance.

2. With stacked washer and dryer



7.5 cu. ft. Capacity DOE

4-Way Venting

14 Preset Dry Cycles:

Steam Refresh, Steam Wrinkle Away, Steam Sanitize, Eco Normal, Normal, Heavy Duty, Permanent Press, Active Wear, Bedding, Delicates, Wool, Time Dry, Air Fluff, Quick Dry

11 Options:

Mixed Load Bell, Wrinkle Prevent, Anti-Static, My Cycle, Adjust Time (Up), Adjust Time (Down), Eco Dry, Sound, Child Lock, Smart Care, Drum Light

5 Temperature Settings:

High, Medium, Medium Low, Low, Extra Low

5 Dry Levels:

Very Dry, More Dry, Normal Dry, Less Dry, Damp Dry

Warranty

One (1) Year Parts and Labor
One (1) Year Control Board

Product Dimensions & Weight (WxHxD)

Dimensions: 27" x 38 3/4" x 32 7/16"

Weight: 126 lbs

Shipping Dimensions & Weight (WxHxD)

Dimensions: 29 3/8" x 42 3/8" x 33 1/2"

Weight: 134 lbs

Electric

Model #	UPC Code
Black Stainless Steel DV45K6500EV	887276138381
White DV45K6500EW	887276138404

Gas

Model #	UPC Code
Black Stainless Steel DV45K6500GV	887276138411
White DV45K6500GW	887276138428

Matching Washer

Model #	UPC Code
Black Stainless Steel WF45K6500AV	887276138121
White WF45K6500AW	887276138138

Optional Stacking Kit

Sold separately	SKK-7A	887276146423
-----------------	--------	--------------

Optional Side Vent Kit

Sold separately	DV-2A/XAA	887276146416
-----------------	-----------	--------------



Actual color may vary. Design, specifications, and color availability are subject to change without notice. Non-metric weights and measurements are approximate.

The Emerging Technology award recognizes innovative products that have the potential to significantly reduce greenhouse gas emissions.

©2016 Samsung Electronics America, Inc. 85 Challenger Road, Ridgefield Park, NJ 07660. Tel: 800-SAMSUNG. samsung.com. Samsung is a registered trademark of Samsung Electronics Co. Ltd.