

48" Rangetop with Grill

Model: KMR 1355 G / KMR 1355 LP



KMR 1355 G / KMR 1355 LP

Features:

- Backlit precision knobs
- M Pro dual stacked burner system with TrueSimmer
- M Pro Grill
- ComfortClean dishwasher-safe grates
- Clean Touch Steel™ front

SPECIFICATIONS

KMR 1355 G — Item 26135550USA

KMR 1355 LP — Item 26135551USA

Overall Unit Width 48" (1219.2mm)

Overall Height from the base of the appliance to top, not including grates 7 1/2" (191mm)

Overall Unit Depth to the front of control panel 26 1/2" (673mm)

Niché

Minimum Cabinet Width 48 1/16" + 1/16" (1220.8 — 1219.8mm)

Minimum Cabinet Depth to back of control panel 25 1/16" (636.6mm)

Burners

Gas Burners: (2) 12,500 BTU; (4) 19,500 BTU

Grill: (1) 15,500 BTU

Total BTU Output 118,500 BTU

Gas Line Connection 1/2" NPT

Electrical

Electrical Requirements 120V, 60Hz, 10 Amps

Power Cord Yes - NEMA 5-15 plug, 4ft. (1.2m) long

Shipping

Shipping Weight 174.2 lbs. (79kg)

Support

Call 800.843.7231

20/20 ©2020technologies.com

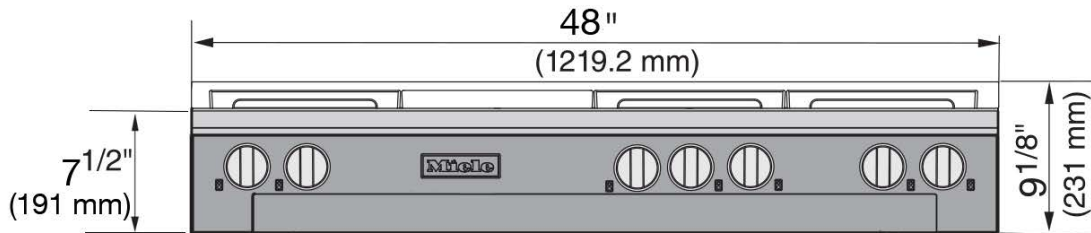
48" Rangetop with Grill

Model: KMR 1355 G / KMR 1355 LP

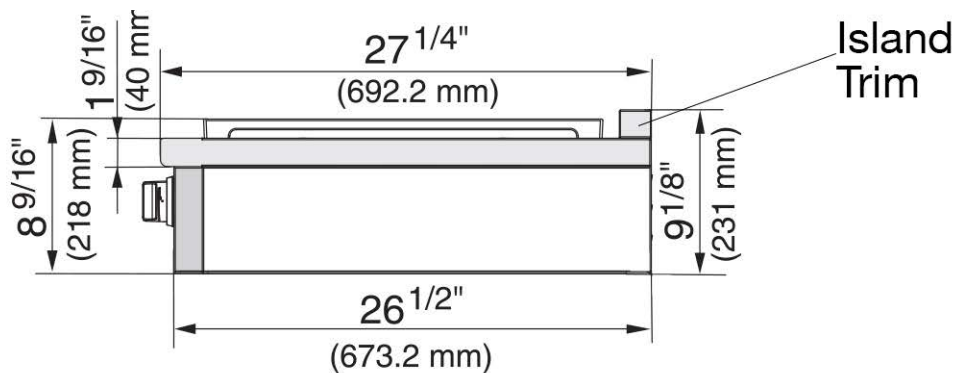


PRODUCT VIEWS

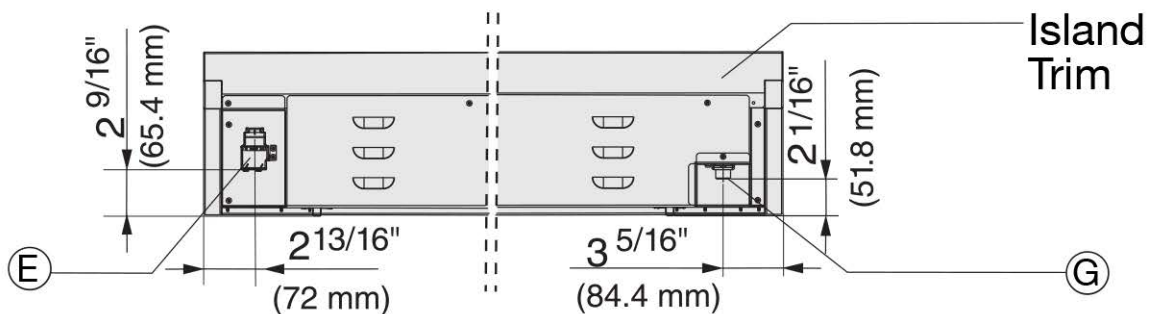
Front View



Side View



Rear View



Length of power cord is 4 ft.(1.2m)

E = Electrical connection

G = Gas connection

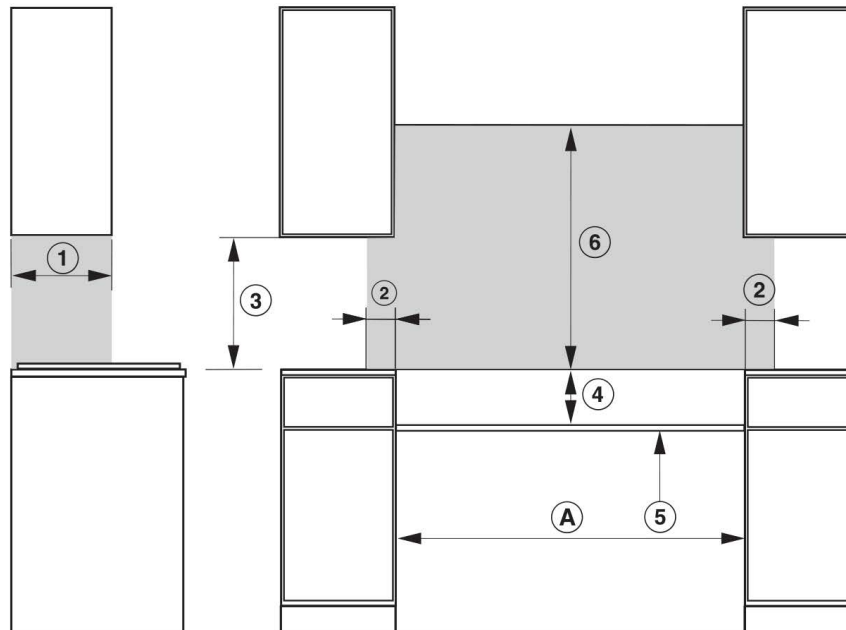
48" Rangetop with Grill

Model: KMR 1355 G / KMR 1355 LP



PRODUCT VIEWS

Cabinet View



Position	Dimension	Description
①	13" (330 mm)	Maximum depth of top cabinet
②	6" (152 mm)	Minimum distance (left and right) to flammable surfaces
③	18" (547 mm)	Minimum distance to bottom edge of top cabinet
④	7 ¹ / ₂ " (191mm)	Distance top edge of worktop to top edge of platform
⑤		Platform ¹⁾
⑥	30" (762 mm)	Minimum distance between the top of the cooking area and the bottom of an unprotected wooden or metal cabinet
Ⓐ*	48 ¹ / ₁₆ " + ¹ / ₁₆ " (1220.8 + 1.58mm)	Opening width

The gray areas represent the minimum distance from flammable surfaces.

1) The Platform must be ³/₄" (19.05 mm) thick.

It must include a cut-out of 5¹/₈" x 3¹/₈" (130 mm x 80 mm) (gas connection) at the rear right and a cut-out of 4³/₄" x 1⁹/₁₆" (120 mm x 40 mm) (electrical connection) at the rear left.

For gas and electrical connections, see Rear Product View