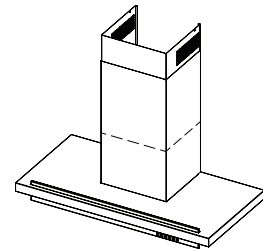


HARMONIA WC45IQ SERIES RANGE HOOD



Glass and stainless steel intersect, joining together to form a beautiful union. Harmonia is a hood unlike any other - where form, materials and technology merge to form an absolutely unique result.

FEATURES

- Italian design
- Wall mount
- Finishes: 430 Stainless Steel, #4 Brushed
- Width: 90 cm (35-7/16-in.)
- Ducted/non-ducted telescopic flue accommodates 8' to 9' ceilings (Purchase non-duct recirculation kit separately.)
- 8" round duct connector/backdraft damper
- 1-level LED lighting (2 LED modules, 6 Watts max.)
- 4-speed, IR touch-free control - senses finger location to activate control without actually touching it
- Quiet iQ6 blower system with high-efficiency BLDC motor
- Heat Sentry™ - automatically turns blower to high speed when excess cooking heat is detected
- Delay timer control automatically shuts off range hood after 10 minutes
- Special control indicates when it's time to clean the filter
- Dishwasher-safe filter features a quick-release latch
- For indoor use only

OPTIONS

- Non-ducted recirculation kit (Model ANKWC345)
- Replacement charcoal filters available (Model AFCWC345)
- Flue extension for 10-ft. to 11-ft. ceilings (ducted Model AEWC345IQSB (non-ducted Model AEWC345IQSBN, stainless steel (44-5/8" long)

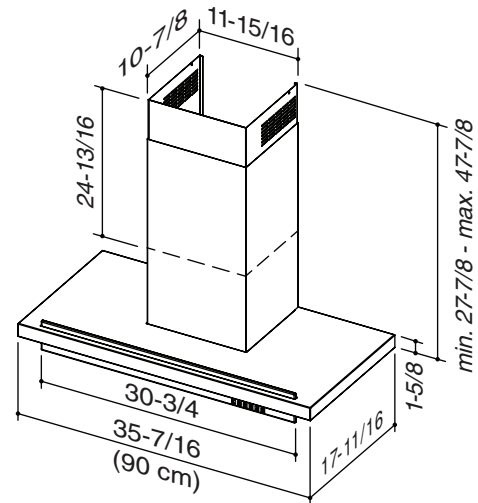
SPECIFICATIONS

VOLTS	AMPS	CFM / SONES (Boost)	CFM / SONES (High Speed)	CFM / SONES (Med. Speed)	CFM / SONES (Low Speed)	DUCT
120	4.0	500 / 7.5	360 / 4.7	225 / 1.6	110 / <0.3	8" round



iQ6 - 600 CFM Blower System providing:

- Best in class quiet operation.
- Up to 30% faster smoke and odor removal than comparable models.
- Up to 22x more energy efficient than comparable models.
- Guaranteed Performance System (GPS) technology calibrates the hood system to every installation to provide up to 30% more CFM than standard range hoods.
- Using a duct reducer with this hood may prevent the product from calibrating.

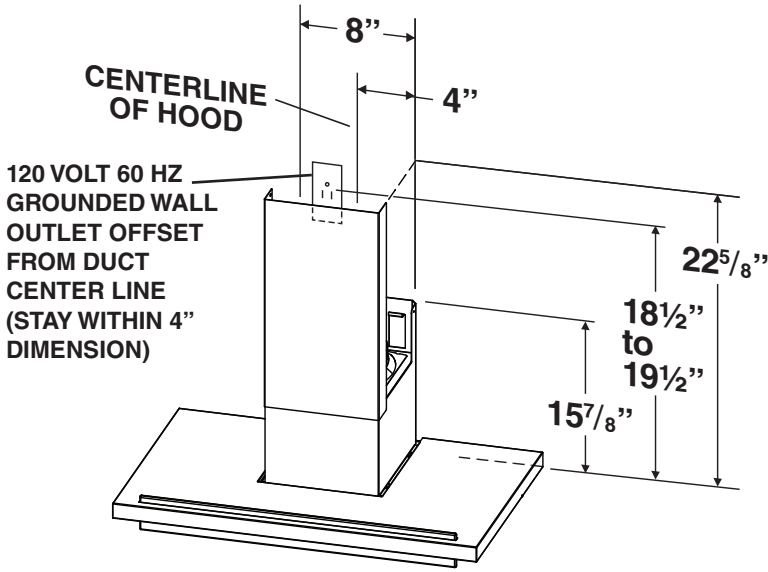


This product was tested by Broan-NuTone for airflow performance using the ANSI/AMCA 210 Standard, which is equivalent to the Home Ventilating Institute HVI 916 - Procedure for Air Flow Testing, and tested for sound performance using the ANSI S12.51 Standard, which is equivalent to the Home Ventilating Institute HVI 915 - Procedure for Loudness Rating of Residential Fan Products.

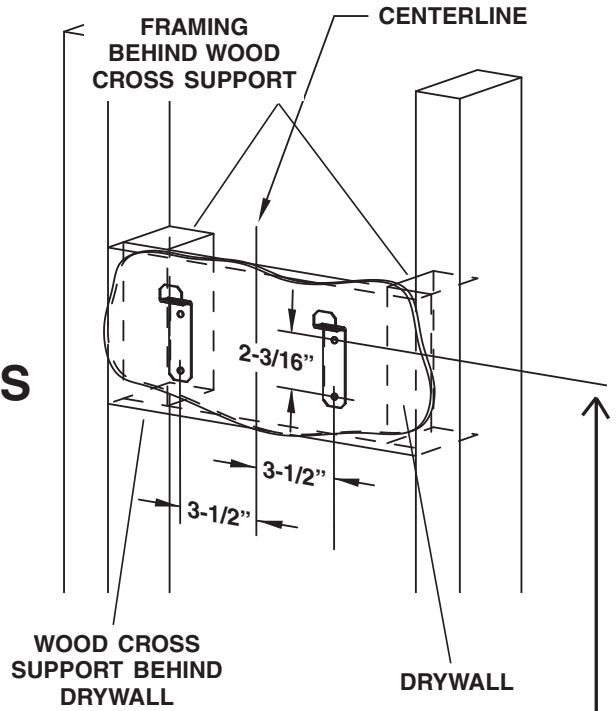
BEST Hartford, Wisconsin www.BestRangeHoods.com 800-558-1711
BEST Drummondville, QC, Canada www.BestRangeHoods.com 866-737-7770

REFERENCE	QTY.	REMARKS	Project
			Location
			Architect
			Engineer
			Contractor
			Submitted by
			Date

WC45IQ SERIES WIRING



WC45IQ SERIES MOUNTING



CEILING HEIGHT	DUCT METHOD	HOOD DISTANCE ABOVE 36" HIGH COOK TOP (see note below)						
		24"	25"	26"	27"	28"	29"	30"
		MOUNTING BRACKET CENTER HOLE LOCATION ABOVE 36" HIGH COOK TOP						
8 FEET	DUCTED	37-11/16"	38-11/16"	39-11/16"	40-11/16"	41-11/16"	42-11/16"	43-11/16"
	NON-DUCTED	37-11/16"	38-11/16"	39-11/16"	40-11/16"	41-11/16"	42-11/16"	43-11/16"
9 FEET	DUCTED	37-11/16"*	38-11/16"*	39-11/16"*	40-11/16"*	41-11/16"	42-11/16"	43-11/16"
	NON-DUCTED	37-11/16"	38-11/16"	39-11/16"	40-11/16"	41-11/16"	42-11/16"	43-11/16"
10 FEET (see note b.)	DUCTED	37-11/16"	38-11/16"	39-11/16"	40-11/16"	41-11/16"	42-11/16"	43-11/16"
	NON-DUCTED	37-11/16"	38-11/16"	39-11/16"	40-11/16"	41-11/16"	42-11/16"	43-11/16"
11 FEET (see notes a. & b.)	DUCTED	37-11/16"	38-11/16"	39-11/16"	40-11/16"	41-11/16"	42-11/16"	43-11/16"
	NON-DUCTED							43-11/16"

* Possible installation height - however, Non-Duct Filter Slots will be exposed.

a. Minimum hood distance above cook top must not be less than 24". A maximum of 30" above cook top is highly recommended for best capture of cooking impurities. Distances over 30" are at the installer and user's discretion; and if ceiling height and flue length permit.

b. Requires optional 10-ft. to 11-ft. flue extension, ducted model AEWC345IQSB or non-ducted model AEWC345IQSBN.