



Be instantaneous!

Brisas BML island

Brisas BML can be installed in as little as 20 minutes. Designed with our unique 3-three step installation system, Brisas BML breaks the arduous task of installing the entire range hood into 3 easy steps. We've even added an installation template to help you align your ceiling marks without the guesswork. One look at the classic European design and gentle clear-glass curved canopy will have you sold. Love at first sight? Yes. It's possible.

FEATURES OF HIGH QUALITY

- Available in 36"
- Available with 600-cfm or 290-cfm internally installed motor
- Stainless steel 3-speed mechanical controls
- Sturdy stainless steel construction
- Durable, washable 5-ply aluminum mesh filters
- Optional recirculation kit
- Standard telescopic duct covers up to 9' ceilings
- Optional duct cover extensions for up to 12' ceilings
- Designed for 6-inch vertical ducted installations

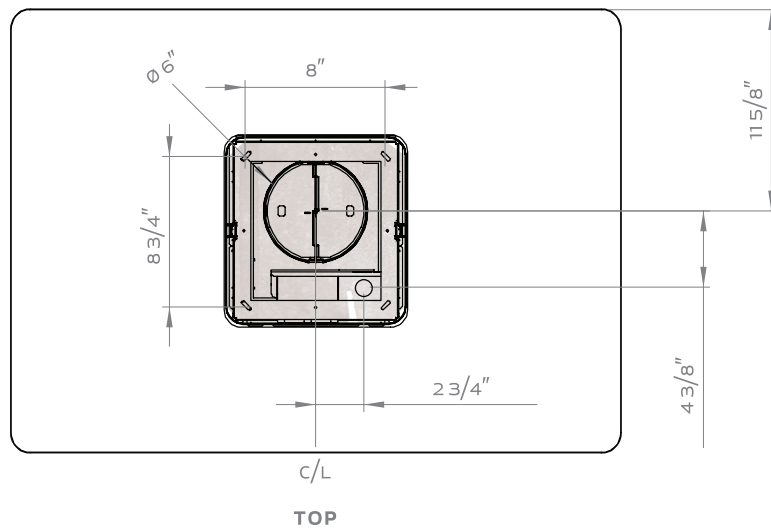
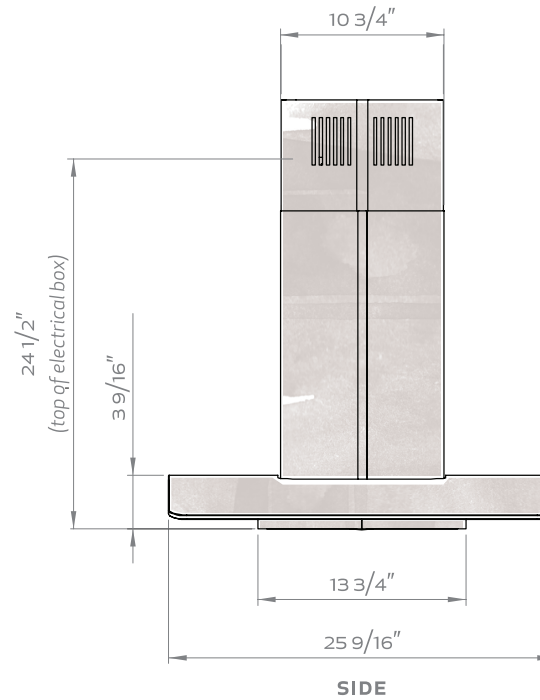
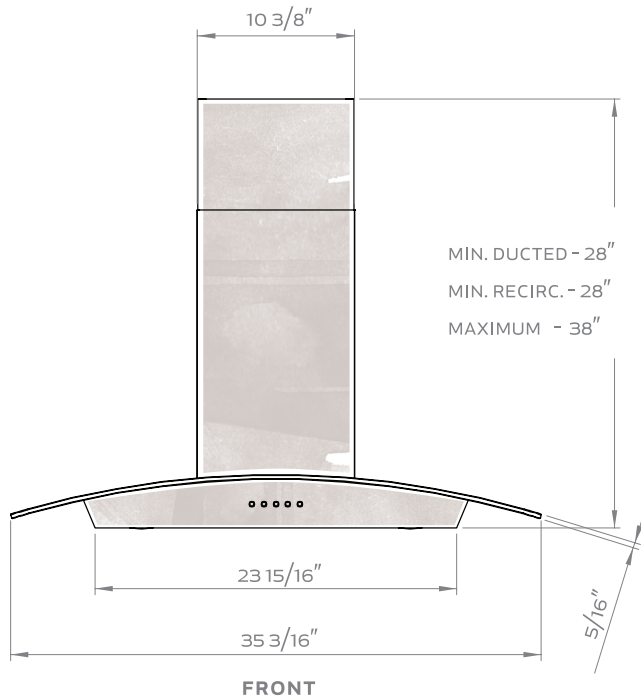



brisas

BRISASRANGEHOODS.COM



Brisas BML island



BML-E36AG / BML-E36AG290

SIZE	36"
NET WIDTH	35-3/16"
PERFORMANCE	
Blower CFM, Max.	600 / 290
Sones, Max.	6 / 2.8
COLOR	
Stainless Steel	SS + Glass
FEATURES	
Controls	Mechanical Push Button
Speed Levels	3
Delay Off	No
Lighting	Halogen, 50W x2
Dual Level Lighting	No
Filters	Aluminum Mesh
Recirculating Option	Yes
Extension Duct Cover Option	Yes, Up to 12' Ceiling
DUCT SPECIFICATIONS	
Internal Blower - Vertical	6" round
Internal Blower - Horizontal	NA
AC INPUT	120V - 60Hz
AC POWER	400W, 3.5A / 170W, 1.5A
OPTIONAL ACCESSORIES	
Recirculating Kit	BRC-0004
Extension Duct Cover	B1C-00ML
MOUNTING HEIGHT*	26" - 34"

CEILING HEIGHT	8'	8.5'	9'	9.5'	10'	10.5'	11'	12'
STANDARD DUCT COVER								
Ducted Mounting Height*	26"-32"	28"-34"	34"-34"	N/A	N/A	N/A	N/A	N/A
Recirc. Mounting Height*	26"-32"	28"-34"	34"-34"	N/A	N/A	N/A	N/A	N/A
EXTENSION DUCT COVER								
Ducted Mounting Height*	N/A	N/A	N/A	26"-30"	26"-34"	26"-34"	26"-34"	30"-34"
Recirc. Mounting Height*	N/A	N/A	N/A	26"-30"	26"-34"	26"-34"	26"-34"	30"-34"

*Mounting height refers to distance between top of a 36" tall cooking surface and bottom of hood.