




FEATURES

- Field reversible door
- Dual pane Argon filled glass door to eliminate condensation
- Door open alarm
- Digital display control
- Blue LED interior lighting
- 6 wine racks with black steel front and full extension glides
- T-Bar handle
- Stainless steel front bottom vent
- Automatic-defrost
- Dual sensor temperature control
- Zero-clearance hinge design

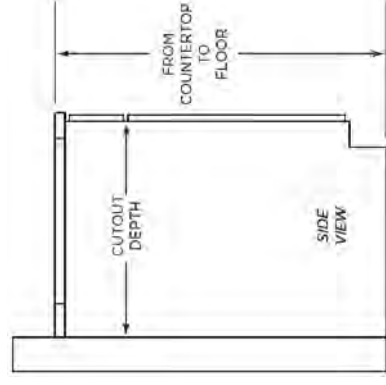
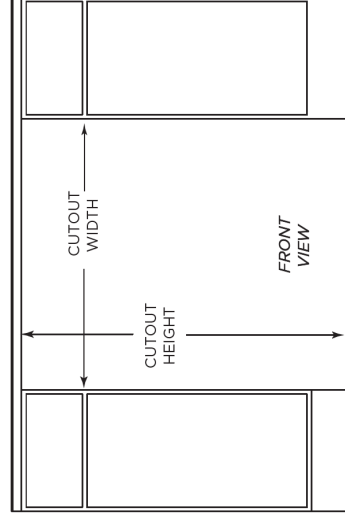
SPECIFICATIONS

- 24" Capacity = 5.6 cu. ft.
 - 54 wine bottles
- Temperature range: 40-65° F
- Adjustable product height from 33-7/8" to 35"
- Certifications: ETL, ETL-C, CEC, DOE
- Certified for residential and commercial use
- Decibel rating of 39 DB
- Model No: A224WC-S



Product Dimensions

Model Number	Height	Width	Depth	Depth w/ Handle
A224WC-S	33-7/8" - 35"	23-7/8"	23-5/8"	25-1/2"



Cutout Dimensions for Cabinet

Model Number	Height	Width	Depth
A224WC-S	33-7/8" - 35"	24"	25"

Cord Length	Rated Voltage	Amps	Hz	Refrigerant	Refrigerant Amount	Power Input	High Side Pressure	Low Side Pressure
72"	115 V	1 A	60 HZ	R600a	1.52 oz	82 W	270 PSI	103 PSI

Electrical Requirements:

- This wine center must be installed in accordance with National Electric Codes, as well as state, municipal and local codes
- The correct voltage, frequency and amperage must be supplied to the refrigerator from a grounded circuit which is protected by a properly sized circuit breaker or time delay fuse.
- The proper voltage, frequency and amperage ratings are listed on the product rating plate.
- The refrigerator must be properly grounded at all times when electrical power is applied.
- Use the legs of the unit to properly level it in your cabinet.
- Never allow any debris to build up underneath, or in front of the unit, blocking ventilation.

Important Note to Installer: This file is not intended to replace your Owners' Manual which contains specific safety requirements and consumer guidelines. Please refer to your Owners' Manual prior to installing or operating your appliance.