



AGArangeusa.com

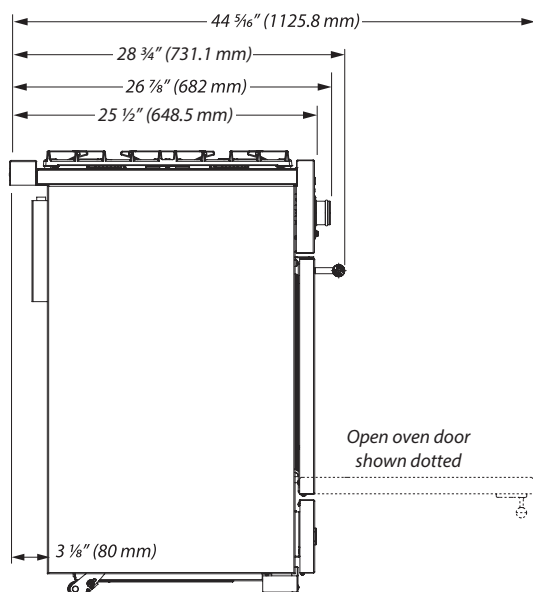
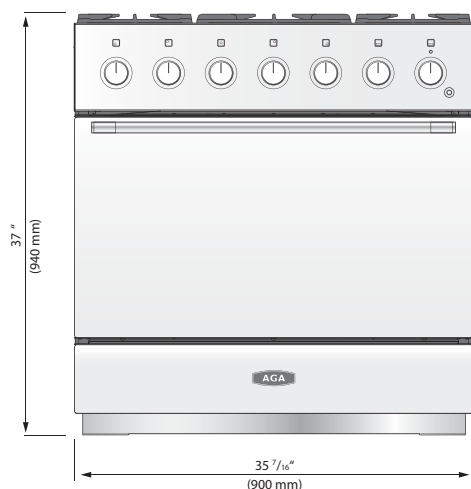
# 36" MERCURY DUAL FUEL RANGE

MODEL: **AMC36DF**



The AGA Mercury range is known for its bold design, contemporary details, zero-clearance facade and mod style cooking controls. It is truly a statement piece in any luxury kitchen.

Designed and built in the UK, this range is a technical masterpiece, the embodiment of exquisite quality and stylish, thoughtful design. Available in five sophisticated finish options, The AGA Mercury range is the perfect match for any mood or lifestyle.



## SPECIFICATIONS

- Electrical: 240 V 60 Hz
- Gas: 1/2" NPT at rear left-hand side
- Oven Ratings:
  - Fan element (x2): 1.8 kW each
  - Top element (x2): 0.75 kW each
  - Browning element (x2): 1.15 kW each
  - Bottom element (x2): 0.75 kW each
- Product Dimensions: 35 7/16" W x 28 3/4" D x 37" H
- Shipping weight (lbs): 438lbs *(includes range, crate & pallet)*

## WARRANTY

- 2 Year Warranty on parts and labor with exception of cosmetic parts & lightbulbs

## FINISHES

**NOTE:** Colors not in stock could have a 4-12 week lead time (check for availability)



**SNOWDROP (SNW)**  
*Formerly 'White'*



**OYSTER (OYS)**  
*Formerly 'Ivory'*



**BLUEBERRY (BBY)**  
*Formerly 'Midnight Sky'*



**LICORICE (BLK)**  
*Formerly 'Luscious Black'*



**ASHE BLACK (MBL)**  
*Formerly 'Matte Black'*



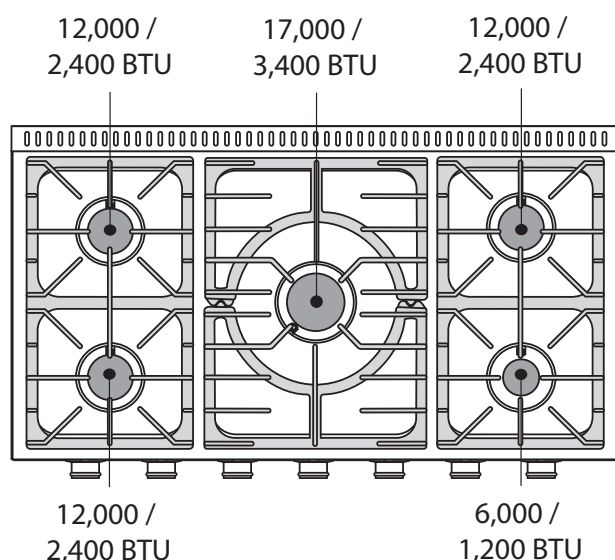
**STAINLESS STEEL (SS)**



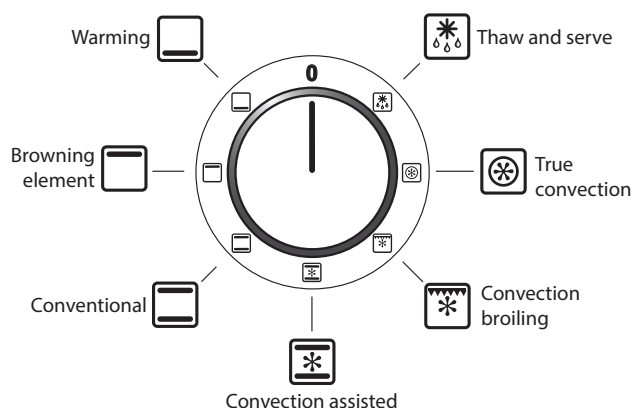
AGArangeusa.com

# 36" MERCURY DUAL FUEL RANGE

5 BURNER COOKTOP



7 MULTIFUNCTION COOKING MODES



## FEATURES

- 7-Mode Multifunction Oven with European Dual-Convection Cooking, Fan-Assisted Baking, Browning, Thaw-to-Serve, Convection Broiling, Warming and Conventional Cooking
  - 4.9 cu. ft. oven capacity*
  - Browning*
  - Three heavy-duty telescoping glide-out oven racks*
  - Dual broiler system*
  - Easy clean surface with black enamel interior*
- Cookware accessories include:
  - Two roasting tins rest in the telescoping shelf and slide out with ease*
  - Adjustable full-width broiler pan with trivet*
- 5-sealed solid burners
  - Porcelain enamel finish*
  - One 17,000 BTU center burner*
  - Three 12,000 BTU burners*
  - One 6,000 BTU simmer burner can be dialed down to 1,200 BTU*
  - All burners designed with thermocouple safety mechanism*
- Continuous cast iron grates easily slide pots and pans from burner to burner without spilling
  - Interlocking grates for secure cooking surface*
  - Easily removes for cleaning*
  - Matte finish grates won't discolor*
- Hi-Fi style knobs for precise temperature control
- Bottom storage drawer is large enough to hold oven racks