

## DGC 7860 XXL - Graphite Grey 24" Combi-Steam Oven - PureLine and VitroLine

### Features:

- Combi-Steam Ovens: Steam ovens with full fledged oven function
- XXL Cooking Compartment - Large enough to cook complete menus for up to 10 people
- Lift up panel - conveniently stores the water containers
- WifiConn@ct - Monitor appliances from your mobile device
- Dual Steam - quickly and evenly distribute steam for perfect cooking results
- M-Touch Display with Motion React - Simple to use touch controls that react when approached
- Roast Probe - Precise temperature control of food
- Mix & Match - use your Miele@home app or the appliance to create recipes for full meals

### Included:

- 1 Universal Tray with Perfect Clean
- 1 Wire rack with Perfect Clean
- 1 pair FlexiClip runners with Perfect Clean
- 2 perforated stainless steel containers
- 1 solid stainless steel container

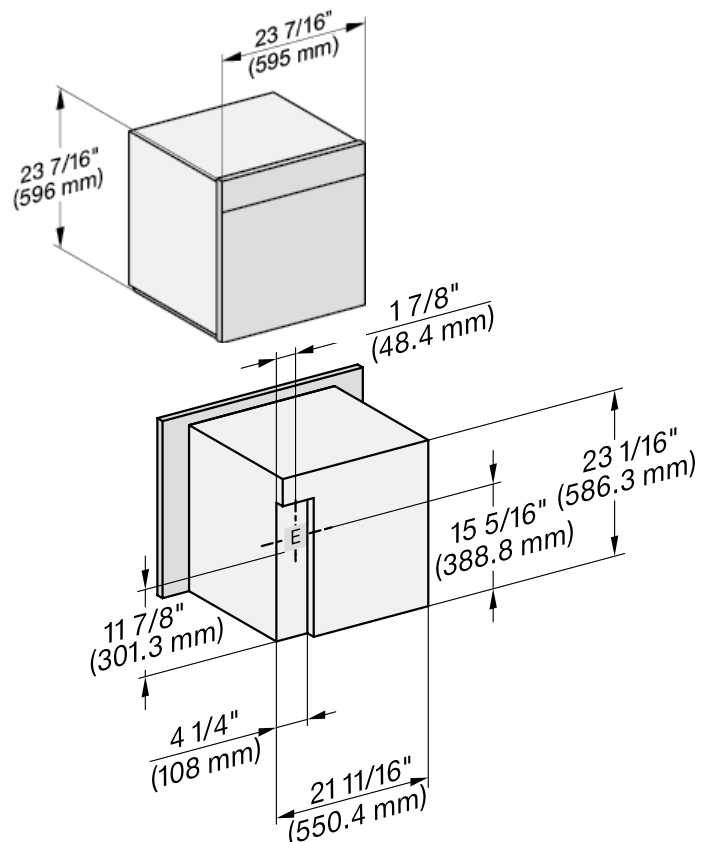
### MATERIAL #

11876990

SPECIFICATIONS	
Overall Unit Dimensions	23 <sup>7</sup> / <sub>16</sub> " (595 mm) W x 23 <sup>7</sup> / <sub>16</sub> " (596 mm) H x 23 <sup>1</sup> / <sub>4</sub> " (590 mm) D
Niche	
Minimum Cabinet Niche Opening	22 <sup>1</sup> / <sub>2</sub> " (562 mm) W x 23 <sup>1</sup> / <sub>4</sub> " (590 mm) H x 24" (610 mm) D
Electrical	
Electrical Requirements	208 - 240V, 60Hz, 20 Amps
Power Cord	NEMA 6-20 plug, 5 ft (1.52 m)
Shipping	
Shipping Weight	?? lbs (?? kg)
Shipping Dimensions	28 <sup>7</sup> / <sub>8</sub> " (733 mm) W x 28 <sup>3</sup> / <sub>8</sub> " (721 mm) H x 26 <sup>5</sup> / <sub>8</sub> " (676 mm) D

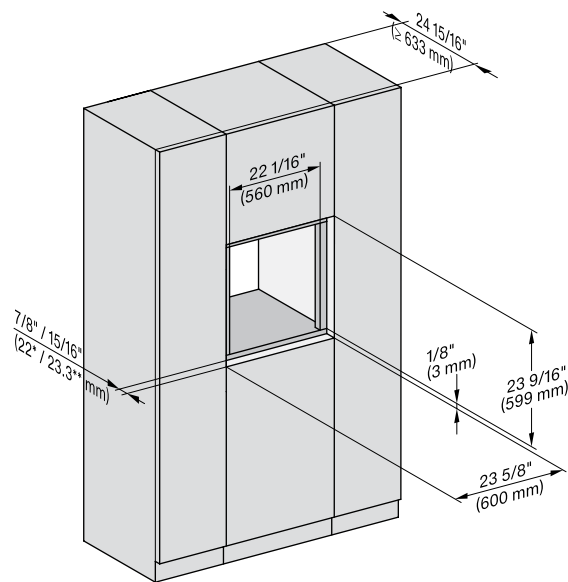


### PRODUCT DIMENSIONS

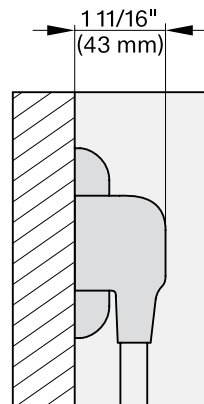
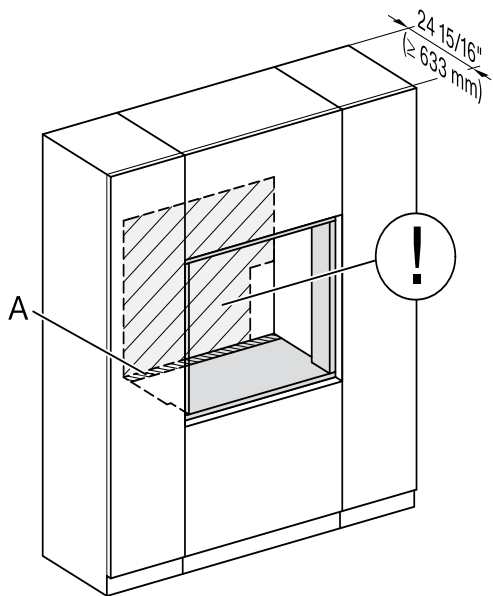
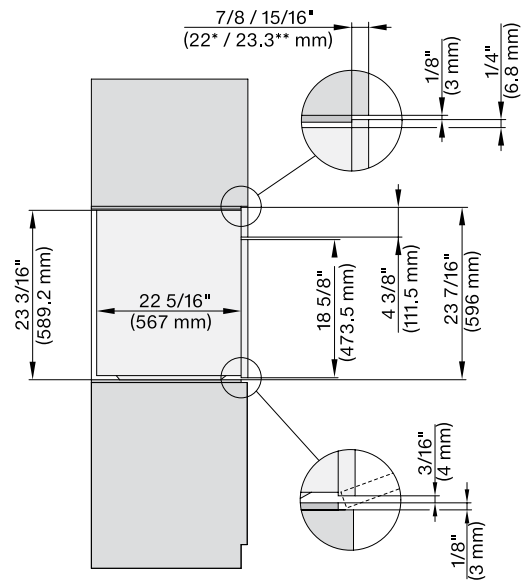


## FLUSH CUTOUT DIMENSIONS

Front View



Side View



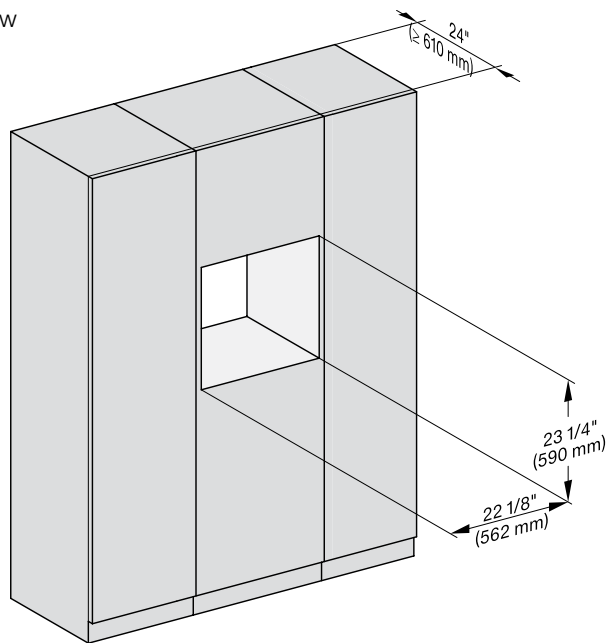
A - Cut-out (4" x 28" [100 mm x 720 mm]) in the bottom of the cabinet for the power cord and Ventilation

ⓘ - Electrical and water supplies are recommended to be placed in adjacent cabinetry.

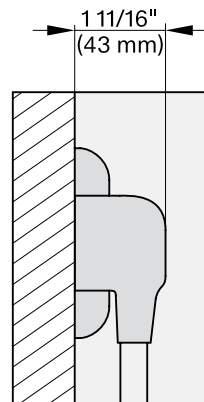
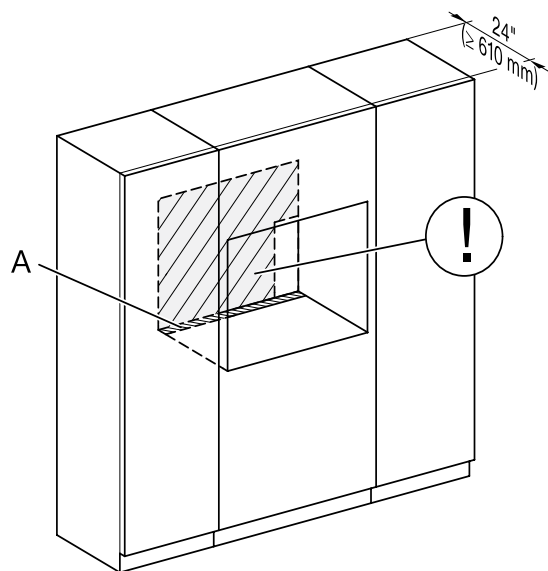
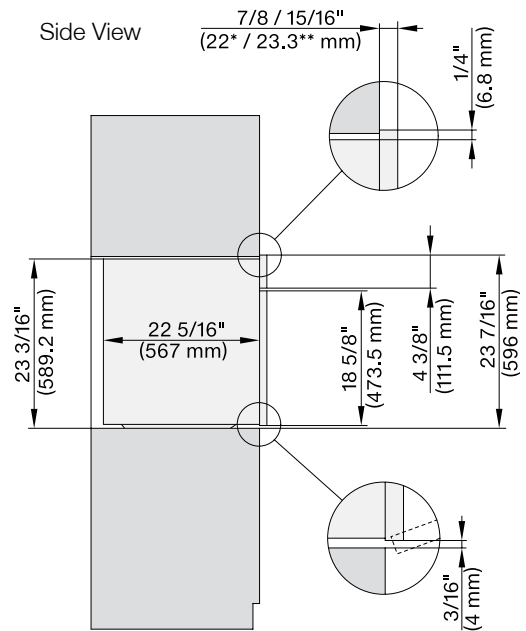
Additional cabinet depth is required when placing the electrical and water supplies behind the appliance.

## PROUD CUTOUT DIMENSIONS

Front View



Side View



A - Cut-out (4" x 28" [100 mm x 720 mm]) in the bottom of the cabinet for the power cord and Ventilation

ⓘ - Electrical and water supplies are recommended to be placed in adjacent cabinetry.

Additional cabinet depth is required when placing the electrical and water supplies behind the appliance.