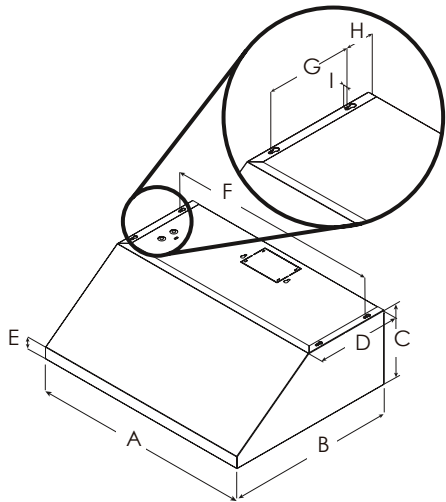


ELICA'S EXCLUSIVE
PLUS FEATURES

Available in 30" and 36" widths and only 10" high, the Cervinia is a streamlined version of the full-size Calabria model. This hood features professional styling, seamless welded corner craftsmanship, a powerful 600 CFM blower with high airflow, heavy duty stainless steel baffle grease filters, Replaceable LED lighting, plus backlit hidden metallic in/out knobs for convenience and safety. Cervinia also delivers higher efficiency and easy maintenance for a cleaner kitchen.



| | ECV630S3 | ECV636S3 |
|---|---------------------|----------------|
| A | 30" (76 cm) | 36" (91.54 cm) |
| B | 23" (58.4 cm) | |
| C | 11 1/32" (27.9 cm) | |
| D | 11 11/16" (29.7 cm) | |
| E | 2 19/32" (6.6 cm) | |
| F | 29" (73.3 cm) | 35" (88.9 cm) |
| G | 7 1/2" (19 cm) | |
| H | 2 9/16" (6.5 cm) | |
| I | 3/8" (1 cm) | |



MOUNTING
HEIGHT
RANGE

ELICA PRO SERIES

CERVINIA









SPECIFICATIONS

| | 30" Unit | 36" Unit |
|---------------------------------|---|-------------------------|
| Model: | ECV630S3 | ECV636S3 |
| Dimensions: | 30"W x 23"D x 11 1/32"H | 36"W x 23"D x 11 1/32"H |
| Blower Type(internal): | 600 CFM (4 -speed) | 600 CFM (4 -speed) |
| Blower Performance: | | |
| Speed 1 | 170 CFM | |
| Speed 2 | 280 CFM | |
| Speed 3 | 440 CFM | |
| Speed 4 | 600 CFM | |
| Noise (sones): | Min: 2.34, Max: 7 | |
| Working Speed | | |
| Finish: | Stainless Steel | |
| Controls: | Fully retractable rotating knobs with blue backlighting | |
| Illumination: | 2 LED, 7.5 W | |
| (replaceable lamps 1 intensity) | | |
| Filter Type: | 2 Dishwasher-Safe, 2 Professional Stainless Steel, | |
| Angled Baffle Filters: | Angled Baffle Filter z | |
| Duct Transition: | Rectangular 3" 1/4 x 10" (top and rear) | |
| Installation Type: | Ducted Installation Only | |
| Electrical: | 120V - 60 Hz | |
| KITS: | | |
| Long Chimney Extension Kit 6": | KIT2159 | KIT2158 |
| Long Chimney Extension Kit 12": | KIT2160 | KIT2161 |
| Back Splash Kit: | KIT0142864 | KIT0142867 |
| CONSUMABLE PARTS: | | |
| Replacement Grease Filter (1): | GF044A | GF03ZA |
| Replacement Light Bulb (1): | LMP0131098 | |

*Consumable parts are sold in units of one (1). Order accordingly

PLUS FEATURES

-  **HUSH SYSTEM** - An exclusive sound deadening technology that effectively reduces sound levels by over 35%
-  **LED CONSUMER REPLACEABLE BULB** - High quality LED lighting usually requires a skilled technician to replace lamps. Avoid this expense with Elica's new LED lamps that enable homeowners to replace in seconds
-  **SEAMLESS CRAFTSMANSHIP** - Heavy gauge stainless steel "Seamless" construction that delivers refined elegance.
-  **STAINLESS STEEL BAFFLE FILTERS WITH GREASE COLLECTORS** - Designed for high airflow cooking, the "S" shape design traps high volumes of grease
-  **PROFESSIONAL PERFORMANCE** - Special features and high performances for models with aspiration capacity between 600 and 1200 CFM's
-  **HEAT GUARD** - Senses extreme temperatures (>158 degrees) and automatically adjusts the blower speed to HIGH