

30" Industrial Style Induction Range

800 Series – Stainless Steel HIS8055U



BOSCH
Invented for life



HIS8055U
Stainless Steel

The 30" 4 element industrial-style induction range delivers power and performance in a commercial-inspired design.

Features & Benefits

Convection Pro combines a third heating element with a back fan for even browning and time savings by using multiple racks at one time.

Dampened hinges softly guide the QuietClose door shut so the oven door never slams.

Heavy-duty metal knobs have a premium look and feel.

Easy to view, ergonomic tilted display.

Induction cooking is faster and more efficient than gas or electric.

Integrated temperature probe cooks meat to your desired doneness without any guesswork.

General Properties

Cooking modes	Bake, Convection Bake, Broil, Convection Broil, Convection Roast, Pizza, Proof, Convection Multi-rack, Sabbath Mode, Temperature Probe
Cleaning type	Catalytic cleaning
Type of surface	Ceramic Glass
Knob material	Metal
Interior light	1
Kitchen timer	Yes
Drawer type	Not available

Oven Performance

Bake / broil element watts	1,700 / 2,900 W
Convection element watts	2,700 W

Burner Performance

Total induction elements	4
Power of back left element watts	1,400 W (2,200 w/ boost)
Power of front left element watts	2,300 W (3,700 w/ boost)
Power of front right element watts	2,300 W (3,700 w/ boost)
Power of back right element watts	1,850 W (3,000 w/ boost)

Technical Details

Watts	8,000 W
Circuit breaker	40 A
Volts	208V / 240V
Frequency	60 Hz
Power cord length	N/A
Plug type	208/240V - 4 prong
Energy source	Electric



Dimensions & Weight

Overall appliance dimensions (HxWxD)	36" x 29 15/16" x 24 15/16" (26 1/2" with bull nose)
Required cutout size (HxWxD)	36" x 30" x 25"
Adjustable range height	35 9/16" Min. 36 13/16" Max.
Oven cavity size	3.9 cu. ft.
Overall oven interior dimensions (HxWxD)	17 3/8" x 24 1/3" x 18 3/8"
Usable oven interior dimensions (HxWxD)	17 5/16" x 22 13/16" x 17 1/8"
Net weight	212 lbs

Accessories—Included

Use and care manual, installation guide, temperature probe, 2 standard racks

Accessories—Optional



HEZ390230
10" AutoChef® pan
for 8" and 9" elements



HEZ9YZ04UC
Side Panel Extension Kit
Stainless Steel



HEZ9TK30UC
30" Toe Kick
Stainless Steel



HEZ9LLUC
Metal Pedestal Feet
Stainless Steel

Accessories: To purchase Bosch accessories, cleaners & parts please visit www.bosch-home.com/us/store or call 1-800-944-2904 (Mon to Fri 5 am to 6 pm PST, Sat 6 am to 3 pm PST).

Notes: All height, width and depth dimensions are shown in inches. BSH reserves the absolute and unrestricted right to change product materials and specifications, at any time, without notice. Consult the product's installation instructions for final dimensional data and other details prior to making cutout.

Warranties: Please see Use & Care manual or Bosch website for statement of limited warranty.

For more information on our entire line of products, go to www.bosch-home.com/us or call 1-800-944-2904

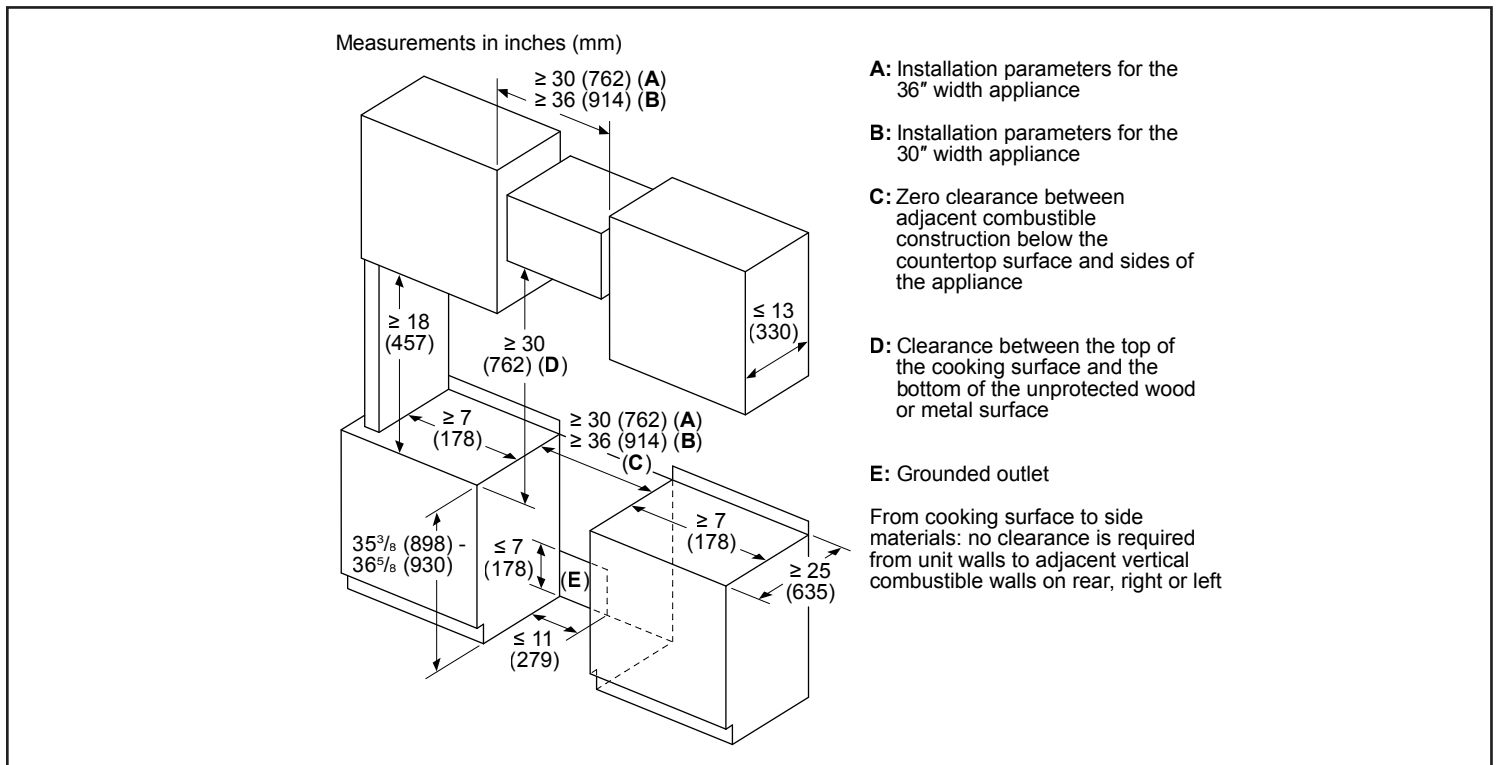
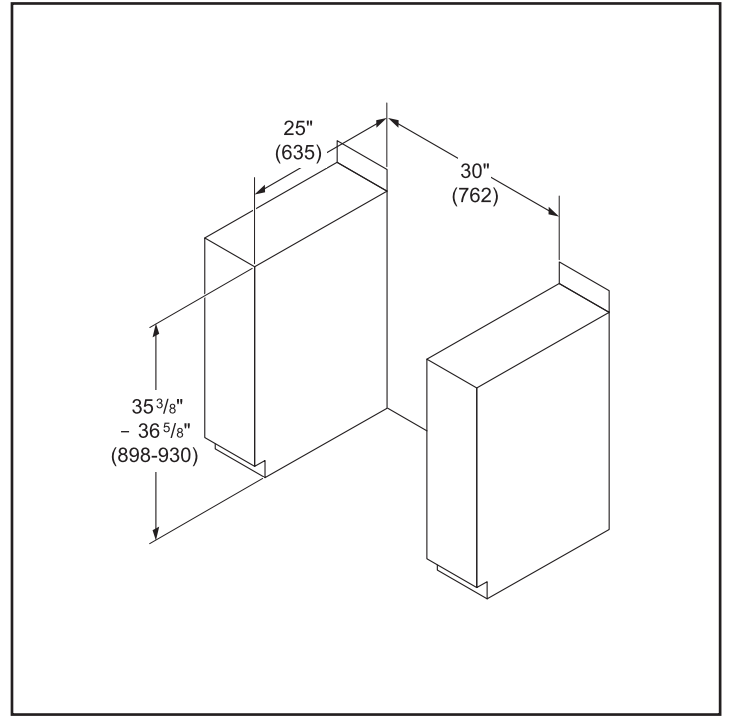
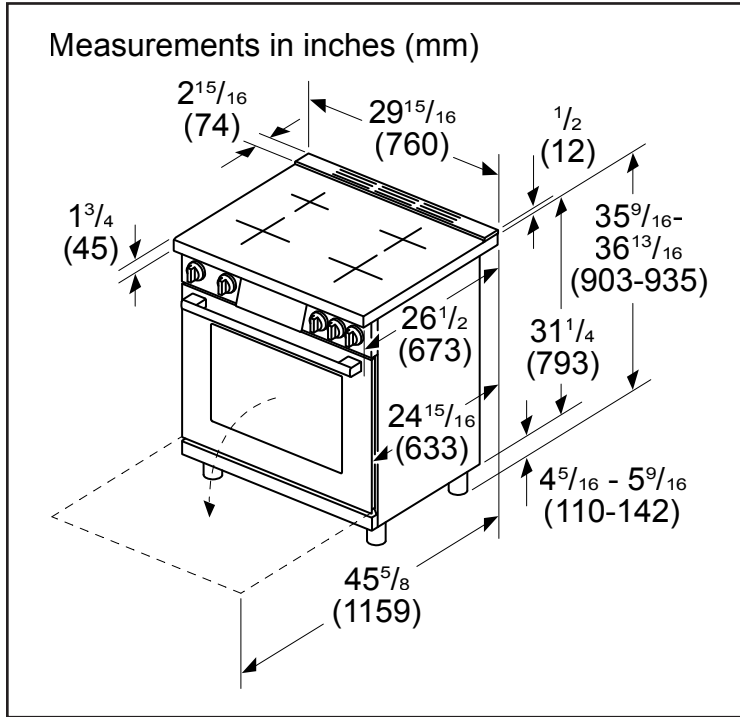
© BSH Home Appliances Corporation. All rights reserved. Bosch is a registered trademark of Robert Bosch GmbH.

30" Industrial Style Induction Range

800 Series – Stainless Steel HIS8055U



Installation Details



Accessories: To purchase Bosch accessories, cleaners & parts please visit www.bosch-home.com/us/store or call 1-800-944-2904 (Mon to Fri 5 am to 6 pm PST, Sat 6 am to 3 pm PST).

Notes: All height, width and depth dimensions are shown in inches. BSH reserves the absolute and unrestricted right to change product materials and specifications, at any time, without notice. Consult the product's installation instructions for final dimensional data and other details prior to making cutout.

Warranties: Please see Use & Care manual or Bosch website for statement of limited warranty.

For more information on our entire line of products, go to www.bosch-home.com/us or call 1-800-944-2904

© BSH Home Appliances Corporation. All rights reserved. Bosch is a registered trademark of Robert Bosch GmbH.