

MODEL DBI663ISSOF**FEATURES**

Integrated handle and hidden controls

TouchProof™ stainless steel

Condensation drying system

16 place-setting capacity

Quiet operation – 44 dB(A)

8Spray™ wash system; separate spray nozzles clean pots & pans and continuously spray the cutlery basket

11 wash programs

Delayed start – up to 24 hours

Water Softner

Heavy-duty stainless steel construction with nylon-coated steel racks

ADA height compliant

**INTERIOR FEATURES**

- Top tray with Instant Lift™
- Premium upper rack
- Premium lower rack

PROGRAMS

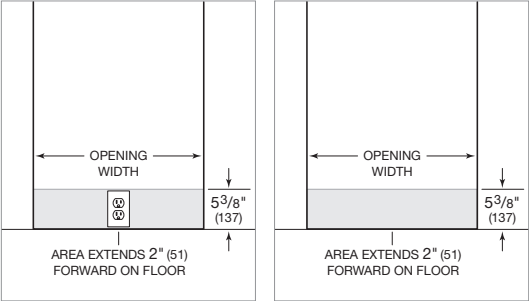
- Sanitation Wash
- Normal Wash
- Eco Wash
- Rinse and Hold
- Time Program
- Plastic Wash
- Hygiene Wash
- Crystal Glass
- Self-Cleaning
- Lower Half Wash
- Upper Half Wash

PRODUCT SPECIFICATIONS

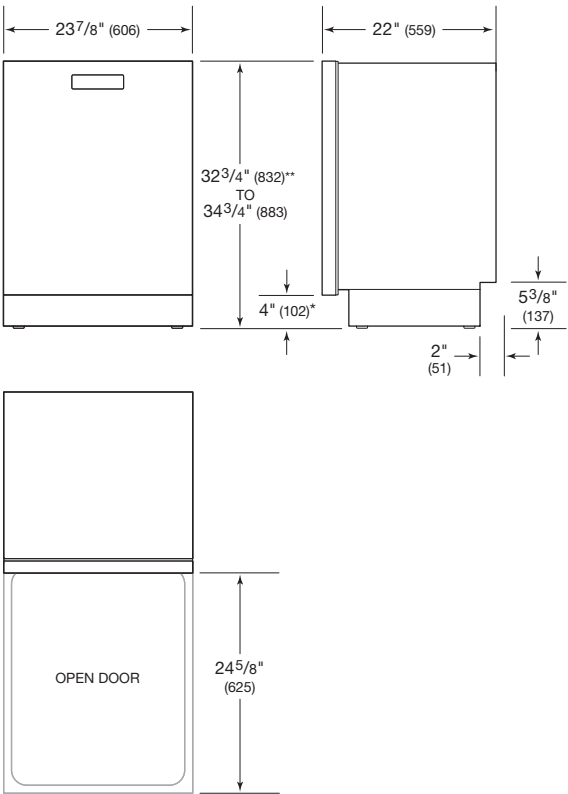
Model	DBI663ISSOF
Width	23 ⁷ / ₈ "
Height	32 ³ / ₄ "*** – 34 ³ / ₄ "
Depth	22"
Door Clearance	24 ⁵ / ₈ "
Weight	115 lb
Max Loading Height Upper Rack	9"
Max Loading Height Lower Rack	13 ⁷ / ₈ "
Electrical Supply	115 VAC, 60 Hz
Electrical Service	15 amp circuit
Plumbing Supply	1/4" OD copper, braided stainless steel or PEX tubing
Pressure	4.2–140 psi

Electrical supply, plumbing supply and drain should be located in an adjacent cabinet. If not, they must be located within the shaded area shown in the illustrations below.

ELECTRICAL | PLUMBING

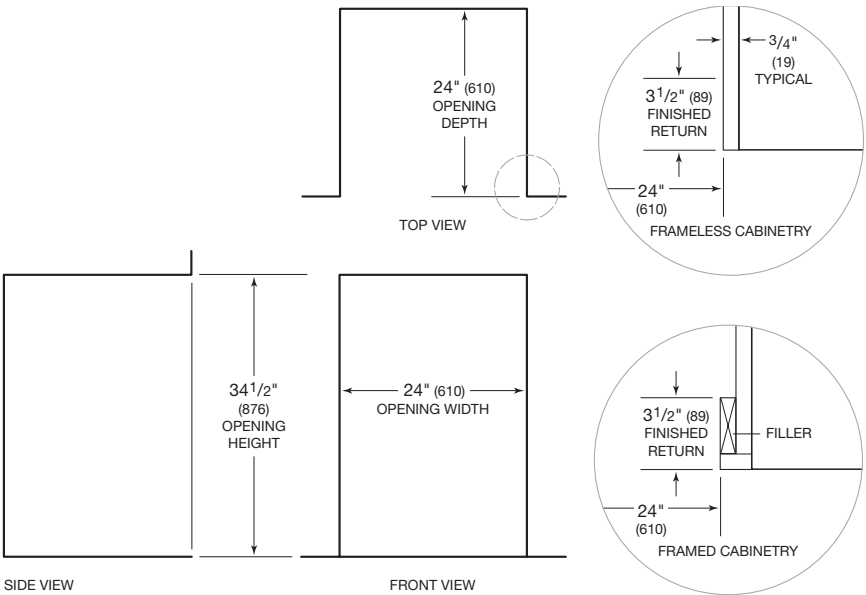


DIMENSIONS



*Dimension will vary with product height.
**Can be reduced to 32¹/₄" (819) by removing top trim and lowering side trim.

INSTALLATION



NOTE: 31/2" (89) finished returns will be visible and should be finished to match cabinetry.