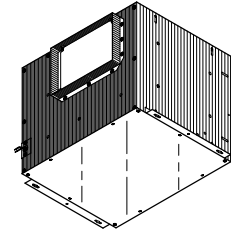


IN-LINE BLOWERS MODELS ILB9 & ILB11



Powerful yet quiet blowers - exhaust the cooking area from a remote location.

FEATURES

BLOWER:

- Low RPM for quiet operation
- Resilient anti-vibration mounts
- Dynamically-balanced, galvanized steel, centrifugal blower wheel for quiet, efficient performance
- Permanently lubricated, thermally protected motor
- Plug-in motor rated at 120 VAC
- Designed for continuous operation
- For indoor use only

HOUSING:

- Rugged galvanized steel
- 8-position mounting brackets for easy installation and greater adaptability to various mounting requirements
- Automatic backdraft damper located within exhaust duct connector
- Factory-shipped in horizontal discharge position
- May be converted to vertical discharge
- Suitable for kitchen installations

ACCESSORIES INCLUDED:

- 8-inch x 12-inch integrated duct connectors
- Two (2) 8-inch x 12-inch to 10-inch-round transitions
- Hanger kit - for additional installation flexibility
- Range hood rough-in kit with integrated 10-inch duct connector

SPECIFICATIONS

Model	Volts	Hz	Amps	CFM	Duct	Weight
ILB9	120	60	3.0	700 (V) 800 (H)	8" x 12" *	75.8 lbs.
ILB11	120	60	5.0	1000 (V) 1100 (H)	8" x 12" *	75.9 lbs.

* Performance ratings include the addition of a 10" round transition on inlet and outlet.



HVI-2100 CERTIFIED RATINGS comply with new testing technologies and procedures prescribed by the Home Ventilating Institute, for off-the-shelf products, as they are available to consumers. Product performance is rated at 0.1 in. static pressure, based on tests conducted in a state-of-the-art test laboratory. Sones are a measure of humanly-perceived loudness, based on laboratory measurements.

BEST Hartford, Wisconsin www.BestRangeHoods.com 800-558-1711
BEST Drummondville, QC, Canada www.BestRangeHoods.com 866-737-7770

TYPICAL SPECIFICATION

In-Line Blower shall be Best Model ILB9, (ILB11).

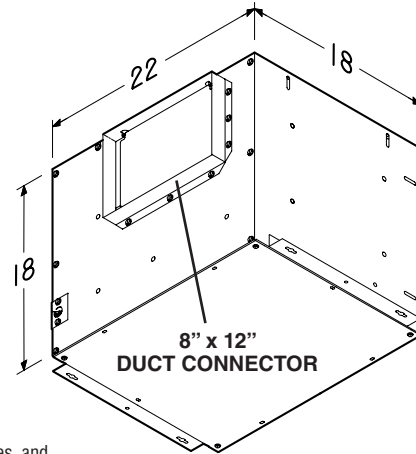
Unit shall have galvanized steel housing. Housing to have adjustable mounting brackets.

Blower to include hanger kit, two (2) 8-inch x 12-inch to 10-inch-round transitions, 8-inch x 12-inch integrated duct connectors, and a range hood rough-in kit with integrated 10-inch duct connector.

Automatic backdraft damper to be located within exhaust duct connector. Duct connectors, blower assembly and wiring plate shall be adjustable for either horizontal or vertical installation.

Blower unit shall be removable from housing and will have a galvanized steel, centrifugal-type blower wheel. Motor to be permanently lubricated and mounted with resilient anti-vibration mounts.

Air delivery shall be no less than listed for each model. All air ratings shall be certified by HVI. Units to be UL and cUL listed.

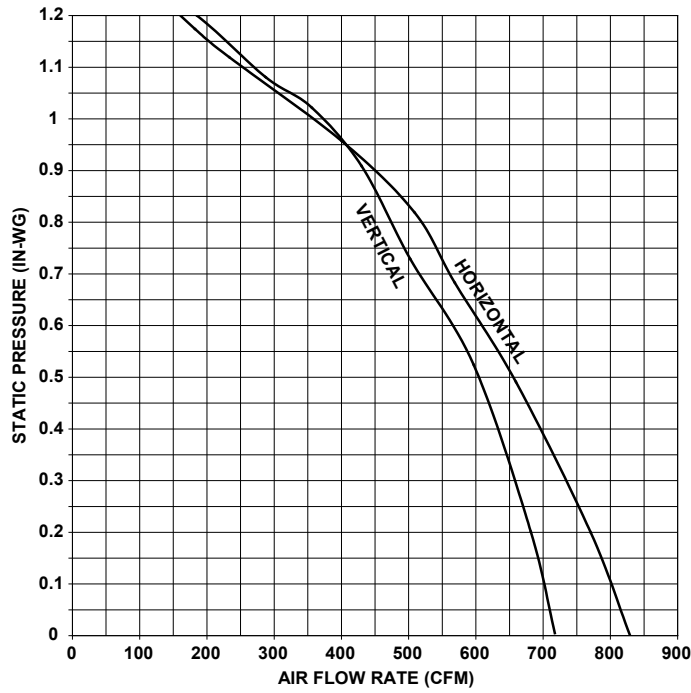


REFERENCE	QTY.	REMARKS	Project
			Location
			Architect
			Engineer
			Contractor
			Submitted by Date

AIR FLOW PERFORMANCE

Models ILB9 & ILB11

ILB9



ILB11

