


# 36" Induction Cooktop

800 Series – Black NIT8669UC



**BOSCH**  
Invented for life



**NIT8669UC**  
Black

Also available in:

Black with NIT8669SUC  
Stainless Steel Frame

**The 800 Series induction cooktop is sleek in design, and features AutoChef® technology which maintains precise cooking temperatures.**

## Features & Benefits

Induction – faster than gas and electric cooktops. Precise cooking, easy cleaning and more convenience

AutoChef® – regulates temperatures continuously during frying and adjusts them as needed

12" dual-ring center cooking zone for large pots and pans

Home Connect™ – the easy way to connect your smart device with your Bosch cooktop

Hood Control – convenient operation of the Home Connect™ enabled ventilation via your cooktop

## Element Performance

Power of Front Left heating element	1,800 W
Power of Front Left heating element (in boost)	3,100 W
Power of Back Left heating element	1,800 W
Power of Back Left heating element (in boost)	3,100 W
Power of Center heating element	3,300 / 2,200 W
Power of Center heating element (in boost)	5,400 / 3,700 W
Power of Back Right heating element	1,400 W
Power of Back Right heating element (in boost)	2,200 W
Power of Front Right heating element	2,200 W
Power of Front Right heating element (in boost)	3,700 W
Burners with booster	All

## Element Size

Dimension of Front Left heating element	7"
Dimension of Back Left heating element	7"
Dimension of Center heating element	12", 9"
Dimension of Back Right heating element	6"
Dimension of Front Right heating element	9"

## General Properties

Home Connect™ (Wi-Fi Enabled)	Yes
Controls	PreciseSelect® Touch

## Technical Details

Watts	9,600 W
Circuit breaker	40 A
Volts	208-240 V
Frequency	60 Hz
Plug type	No plug
Power cord length	37"
Energy source	Electric

## Dimensions & Weight

Overall appliance dimensions (HxWxD)	5/16" +4 1/8" x 37" x 21 1/4"
Required cutout size (HxWxD)	4 1/8" x 34 7/8" x 20"
Minimum distance from counter front	2 1/4"
Minimum distance from rear wall	2"
Net weight	53 lbs

## Accessories—Optional



**HEZ390210**  
8" AutoChef® pan



**HEZ390220**  
9" AutoChef® pan



**HEZ390230**  
10" AutoChef® pan



**Accessories:** To purchase Bosch accessories, cleaners & parts please visit [www.bosch-home.com/us/store](http://www.bosch-home.com/us/store) or call 1-800-944-2904 (Mon to Fri 5 am to 6 pm PST, Sat 6 am to 3 pm PST).

**Notes:** All height, width and depth dimensions are shown in inches. BSH reserves the absolute and unrestricted right to change product materials and specifications, at any time, without notice. Consult the product's installation instructions for final dimensional data and other details prior to making cutout.

**Warranties:** Please see Use & Care manual or Bosch website for statement of limited warranty.

**For more information on our entire line of products, go to [www.bosch-home.com/us](http://www.bosch-home.com/us) or call 1-800-944-2904**

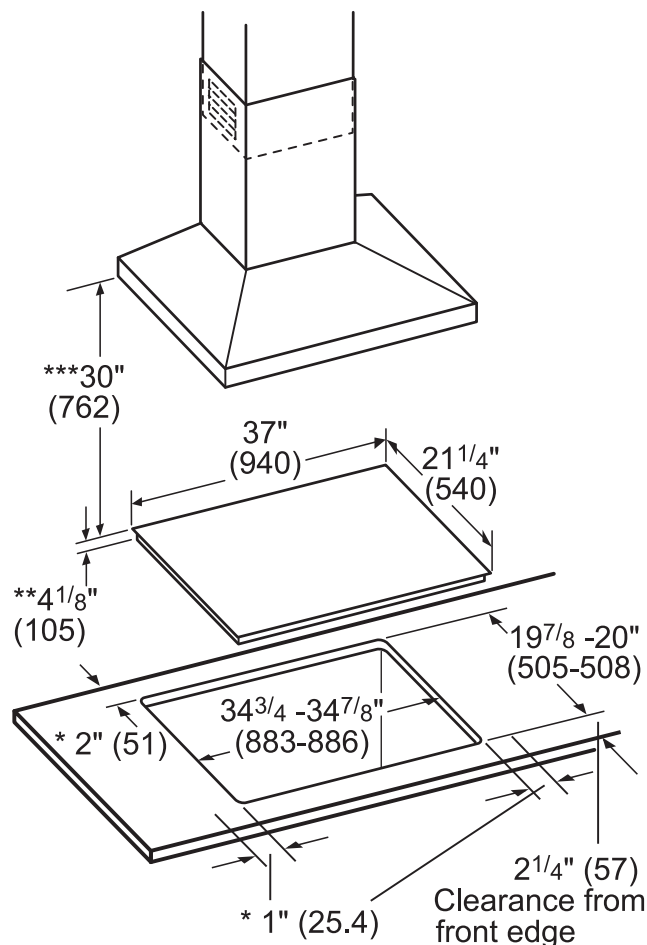
© BSH Home Appliances Corporation. All rights reserved. Bosch is a registered trademark of Robert Bosch GmbH.

800 Series – Black NIT8669UC



# BOSCH

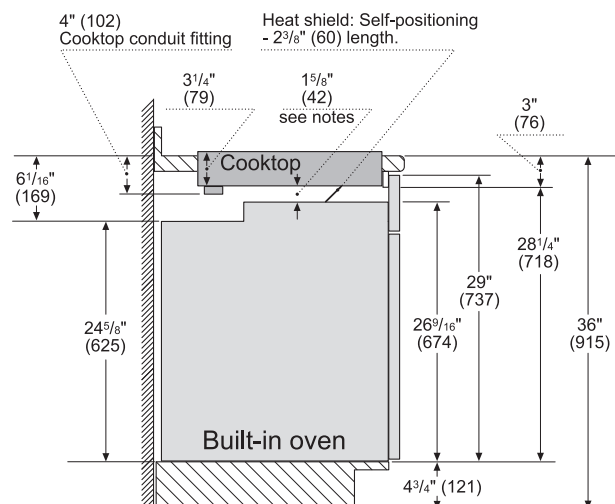
## Installation Details



- \* Minimum clearance from the cooktop cutout to the wall
- \*\* Installed depth includes gap of 1" (26 mm) to the ventilation
- \*\*\* Minimum clearance between surface of the cooktop and lower edge of the exhaust hood.

measurements in inches (mm)

## Installation above Wall Ovens

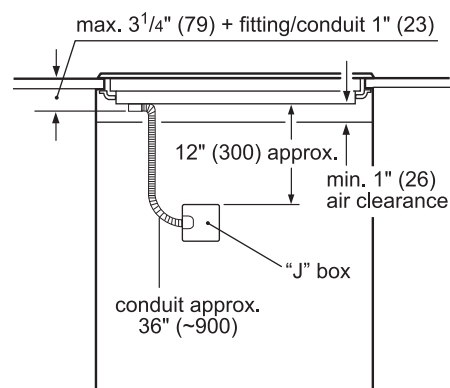


Notes:

Dimensions based on standard countertop height (36" with 4<sup>3</sup>/<sub>4</sub>" toe kick including base plate).

The built-in oven can be installed below the induction cooktop as long as there is a minimum 1" (26) clearance between the bottom of the cooktop and the top of the oven.

measurements in inches (mm)



Measurements in inches (mm)

**Accessories:** To purchase Bosch accessories, cleaners & parts please visit [www.bosch-home.com/us/store](http://www.bosch-home.com/us/store) or call 1-800-944-2904 (Mon to Fri 5 am to 6 pm PST, Sat 6 am to 3 pm PST).

**Notes:** All height, width and depth dimensions are shown in inches. BSH reserves the absolute and unrestricted right to change product materials and specifications, at any time, without notice. Consult the product's installation instructions for final dimensional data and other details prior to making cutout.

**Warranties:** Please see Use & Care manual or Bosch website for statement of limited warranty.

**For more information on our entire line of products, go to [www.bosch-home.com/us](http://www.bosch-home.com/us) or call 1-800-944-2904**

© BSH Home Appliances Corporation. All rights reserved. Bosch is a registered trademark of Robert Bosch GmbH.