

## LINE OUTDOOR

### Version

FOLIN48W12OS Wall – 48" (120 cm) – 1200 CFM

### Collection

Outdoor

### EAN code

8034122362946



Photograph is for information purposes only  
May not correspond to the selected version

## FEATURES

LED lighting

Optional Chimney

Professional Baffle Filters

Knob control

## TECHNICAL FEATURES

### Installation type

Wall

### Dimensions

48 / 120 cm

### Finish

Scotch brite stainless steel (AISI 304)

### Motor

600 CFM

### Type of control

Mechanical control

### Lighting

LED Strip (3000K)

## PACKAGING:WEIGHTS AND VOLUMES

### Gross weight

144 lbs

### Net weight

121 lbs

### Volumes

31 ft<sup>3</sup>

### Packaging size

Length

53 in

Height

36 in

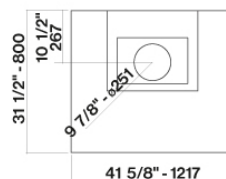
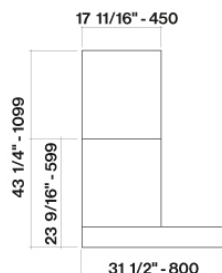
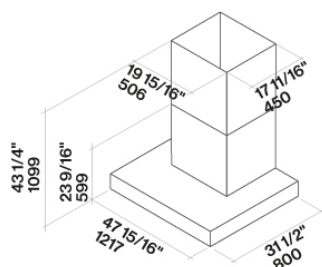
Depth

29 in

## CONSUMPTION AND CONNECTION FEATURES

### Maximum consumption

680 W



Top view