

MONOGRAM ADVANTIUM® 120 ABOVE-THE-COOKTOP SPEEDCOOKING OVEN

ZSA1202PSS



THE MONOGRAM STATEMENT COLLECTION

Edge-to-edge handles, polished stainless steel, and hand-finished edges convey a sense of solidity and beauty

SPEEDCOOK TECHNOLOGY

Uses halogen light to cook foods to delicious perfection—two to four times faster than a conventional oven—no preheating required

5-IN-1 OVEN WITH ADVANTIUM® TECHNOLOGY

Experience exceptional flexibility and cooking results with the innovative five-in-one oven. Advantium® technology enhanced, it can be used as a convection oven, toaster oven, warming/proofing oven, precision cook oven and microwave

EASY-TO-USE-CONTROLS

Make it easy to select from more than 175 preprogrammed recipes

SPACIOUS INTERIOR

13.6" turntable and two full-width oven racks easily accommodates a roast or three 8-1/2" x 11" casserole dishes

FOUR-SPEED, 300-CFM VENTING SYSTEM

Efficiently clears away smoke and steam from the cooktop

CONVENIENT TASK LIGHTING

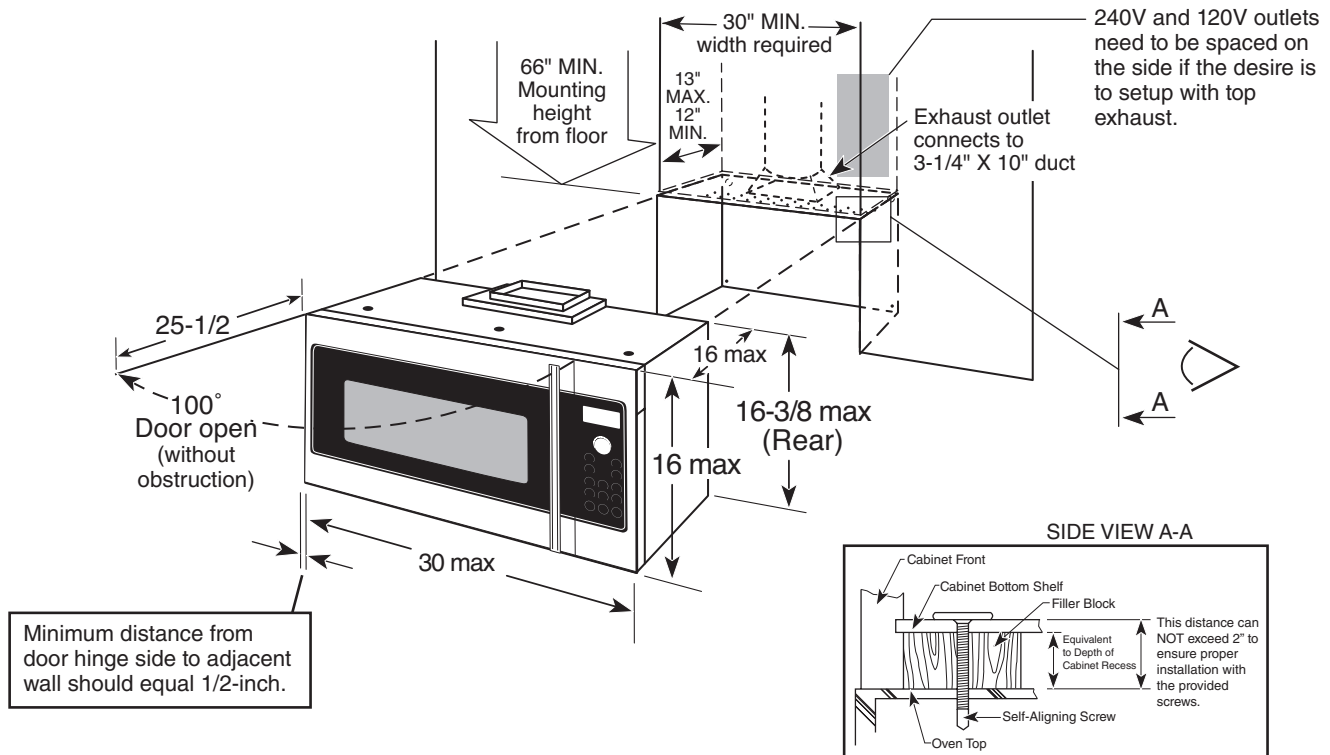
Provides three levels of illumination to suit your needs

FLEXIBLE ABOVE-THE-COOKTOP CONFIGURATION

Makes the most of your kitchen space

INSTALLATION INFORMATION:


This information is not intended to be used for installing unit described. Before installing, consult installation instructions packed with product/kit for current dimensional data.



Note: Outside venting is optional. Vent (duct) can be horizontal or vertical.

IMPORTANT:

Please read carefully. For personal safety, This Appliance **Must** be properly grounded to avoid severe or fatal shock.



Insure proper ground exists before use.

Do not, under any circumstances, cut, deform, or remove any of the prongs from the power cord. Do not use with an extension cord.

NEMA 14-30R WALL RECEPTACLE

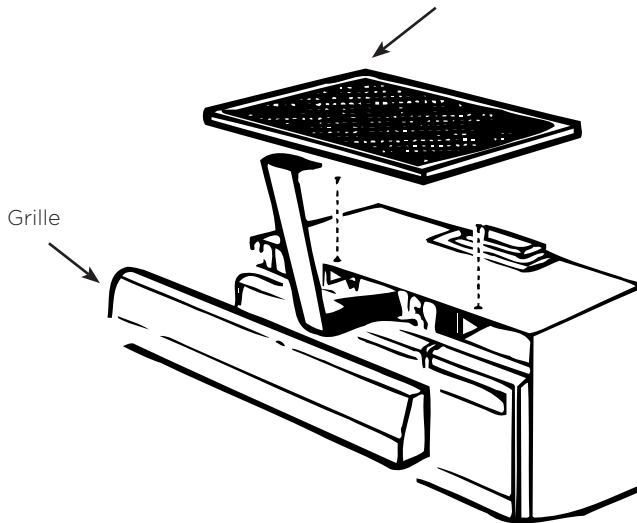
Dimensions in parentheses are in centimeters unless otherwise noted. Actual product dimensions may vary due to manufacturing tolerances.

OPTIONAL ACCESSORIES

FILTER KIT

JX81D-RECIRCULATING CHARCOAL FILTER KIT

To be used when the Advantium oven cannot be vented to the outside.



Duct	EQUIVALENT
Rectangular-To-Round Transition Adaptor	5 Ft.
Wall Cap	40 Ft.
90° Round Elbow	10 Ft.
45° Round Elbow	5 Ft.
90° Rectangular Elbow	25 Ft.
45° Rectangular Elbow	5 Ft.
Roof Cap	24 Ft.

FILLER PANEL KITS JX36B

When replacing a 36" range hood, this kit fills in the additional width to provide a custom built-in appearance. For installation between cabinets only; not for end-of-cabinet installation. Each kit contains two 3"-wide filler panels.

HELPFUL TIPS

HOOD EXHAUST DUCT

Outside ventilation requires a hood exhaust duct. Read the following carefully.

EXHAUST CONNECTION:

The hood exhaust has been designed to mate with a standard 3-1/4" x 10" rectangular duct.

If a round duct is required, a rectangular-to-round transition adaptor must be used. Do not use less than a 6" diameter duct.

REAR EXHAUST:

If a rear or horizontal exhaust is to be used, care should be taken to align exhaust with the space between studs, or wall should be prepared at the time it is constructed by leaving enough space between the wall studs to accommodate exhaust.

MAXIMUM DUCT LENGTH:

For satisfactory air movement, the total duct length of 3-1/4" x 10" rectangular or 6" diameter round duct should not exceed 140 equivalent feet.

ELBOWS, TRANSITIONS, WALL AND ROOF CAPS, etc., present additional resistance to airflow and are equivalent to a section of straight duct which is longer than their actual physical size. When calculating the total duct length, add the equivalent length of all transitions and adaptors plus the length of all straight duct sections. The chart below shows the approximate feet of equivalent length of some typical ducts.